Boat tote panel with a red lobster

Needlepoint pattern | 90 x 126 stitches | 5 x 7 in (12.7 x 17.8 cm) on 18 mesh | 13 colors



How to read the chart



1. Each square is one tent stitch, up at 1, down at 2: basketweave for the background, continental for lines.
2. Bind the edges. Cut 18 in of thread; start and end it without a knot left behind.
3. Mark the middle of the canvas. It is the outlined square on page 2 (DMC 817): start there. Count threads, not holes.
4. Picture first, then border, background last. Gray squares are on two pages: stitch them once.
5. A heavier line stands every ten squares: count by them.
6. When it is done, block it square.

flossfield.com/needlepoint/guides/how-to-read-a-chart/

You will need

Canvas: blank mono canvas, 18 mesh (18 threads to the inch), cut 9 x 11 in (22.9 x 27.9 cm).

Needle: tapestry, size 22. Also masking tape for the cut edges, and small scissors.

Thread: six-strand floss, 4 strands in the needle (5 or 6 if canvas shows), about 16 skeins in all (an estimate).

Sew it on a tote: a plain tote and strong sewing thread. Stitch two extra rows all round in DMC 823, the color at its edge: the edge is turned under at them. With those rows it takes 2 skeins of DMC 823, not 1. How to sew a panel on a tote.

Thread list, DMC

			stitches	skeins
●	**BLANC**	White	3,762	3
■	**814**	Dark Garnet	1,300	2
▲	**828**	Ultra Very Light Sky Blue	1,201	1
◆	**823**	Dark Navy Blue	1,180	1
▼	**350**	Medium Coral	968	1
★	**666**	Bright Red	795	1
❖	**817**	Very Dark Coral Red	723	1
X	**798**	Dark Delft Blue	496	1
O	**3340**	Medium Apricot	456	1
+	**726**	Light Topaz	154	1
=	**712**	Cream	146	1
Z	**444**	Dark Lemon	95	1
A	**307**	Lemon	64	1

Skeins are estimates: the thread a stitch takes on the front and back of 18 mesh canvas, plus 30 percent, rounded up for each color.

Thread colors are approximate screen matches to DMC numbers. Check against real thread before you buy.

For your own stitching, gifts and handmade pieces you sell. Do not resell or share this PDF or copies of it.

Boat tote panel with a red lobster

Needlepoint pattern

Chart 1 of 2: columns 1 to 90, rows 1 to 63. Start at the red outline

This page is the dark part of the chart



Key

- DMC BLANC — White
- DMC 814 — Dark Garnet
- DMC 828 — Ultra Very Light Sky Blue
- DMC 823 — Dark Navy Blue
- DMC 350 — Medium Coral
- DMC 666 — Bright Red
- DMC 817 — Very Dark Coral Red
- DMC 798 — Dark Delft Blue
- DMC 3340 — Medium Apricot
- DMC 726 — Light Topaz
- DMC 712 — Cream
- DMC 444 — Dark Lemon
- DMC 307 — Lemon

Boat tote panel with a red lobster

Needlepoint pattern

This page is the dark part of the chart

Chart 2 of 2: columns 1 to 90, rows 64 to 126. Gray squares repeat rows 62 and 63: do not stitch them twice



Key

- ● **DMC BLANC** White
- ■ **DMC 814** Dark Garnet
- ▲ **DMC 828** Ultra Very Light Sky Blue
- ◆ **DMC 823** Dark Navy Blue
- ▼ **DMC 350** Medium Coral
- ★ **DMC 666** Bright Red
- ❖ **DMC 817** Very Dark Coral Red
- X **DMC 798** Dark Delft Blue
- O **DMC 3340** Medium Apricot
- \+ **DMC 726** Light Topaz
- = **DMC 712** Cream