# Preppy madras briefcase

Needlepoint pattern | 72 x 72 stitches | 4 x 4 in (10.2 x 10.2 cm) on 18 mesh | 16 colors



## How to stitch it




1. Each square is one tent stitch, up at 1, down at 2. Lines in continental, right to left, the canvas upside down for the next row; wide areas in basketweave.
2. Cut 18 in of thread. Start and end it without a knot left behind.
3. Mark the middle of the canvas. It is the outlined square, column 36, row 36 (DMC 963): start there. Count threads, not holes.
4. Go on from it: picture first, background last. End the thread before crossing another color.
5. Last, two more rows all round, each stitch in the color it lies beside: the board's edge hides them.

First time? How to needlepoint: flossfield.com/needlepoint/guides/how-to-start/
How to read a chart: flossfield.com/needlepoint/guides/how-to-read-a-chart/

## What you need

**Canvas:** blank mono canvas, 18 mesh (18 threads to the inch), cut 8.5 in square (21.6 cm).

**Needle:** blunt tapestry, size 22. Also masking tape for the cut edges, and small scissors.

**Thread:** six-strand floss, 16 colors, about 16 skeins in all (an estimate). Stitch with 4 strands (5 or 6 if canvas shows).

**Make it an ornament:** board, thin batting, backing fabric and twisted cord.
How to finish an ornament.

## Thread list, DMC

| | | | stitches | skeins |
|---|---|---|---|---|
| ● | **801** | Dark Coffee Brown | 631 | 1 |
| ■ | **827** | Very Light Blue | 596 | 1 |
| ▲ | **702** | Kelly Green | 584 | 1 |
| ◆ | **823** | Dark Navy Blue | 522 | 1 |
| ▼ | **3756** | Ultra Very Light Baby Blue | 468 | 1 |
| ★ | **3826** | Golden Brown | 458 | 1 |
| ❖ | **700** | Bright Green | 308 | 1 |
| X | **797** | Royal Blue | 258 | 1 |
| H | **726** | Light Topaz | 224 | 1 |
| + | **963** | Ultra Very Light Dusty Rose | 222 | 1 |
| = | **603** | Cranberry | 218 | 1 |
| Z | **977** | Light Golden Brown | 205 | 1 |
| A | **601** | Dark Cranberry | 184 | 1 |
| V | **745** | Light Pale Yellow | 184 | 1 |
| T | **BLANC** | White | 62 | 1 |
| N | **907** | Light Parrot Green | 60 | 1 |

Skeins are estimates, with the two extra rows: the thread a stitch takes on the front and back of 18 mesh canvas, plus 30 percent, rounded up for each color.

Thread colors are approximate screen matches to DMC numbers. Check against real thread before you buy.

For your own stitching, gifts and handmade pieces you sell. Do not resell or share this PDF or copies of it.

# Preppy madras briefcase

Needlepoint pattern

Chart: 72 x 72 stitches. Start at the red outline

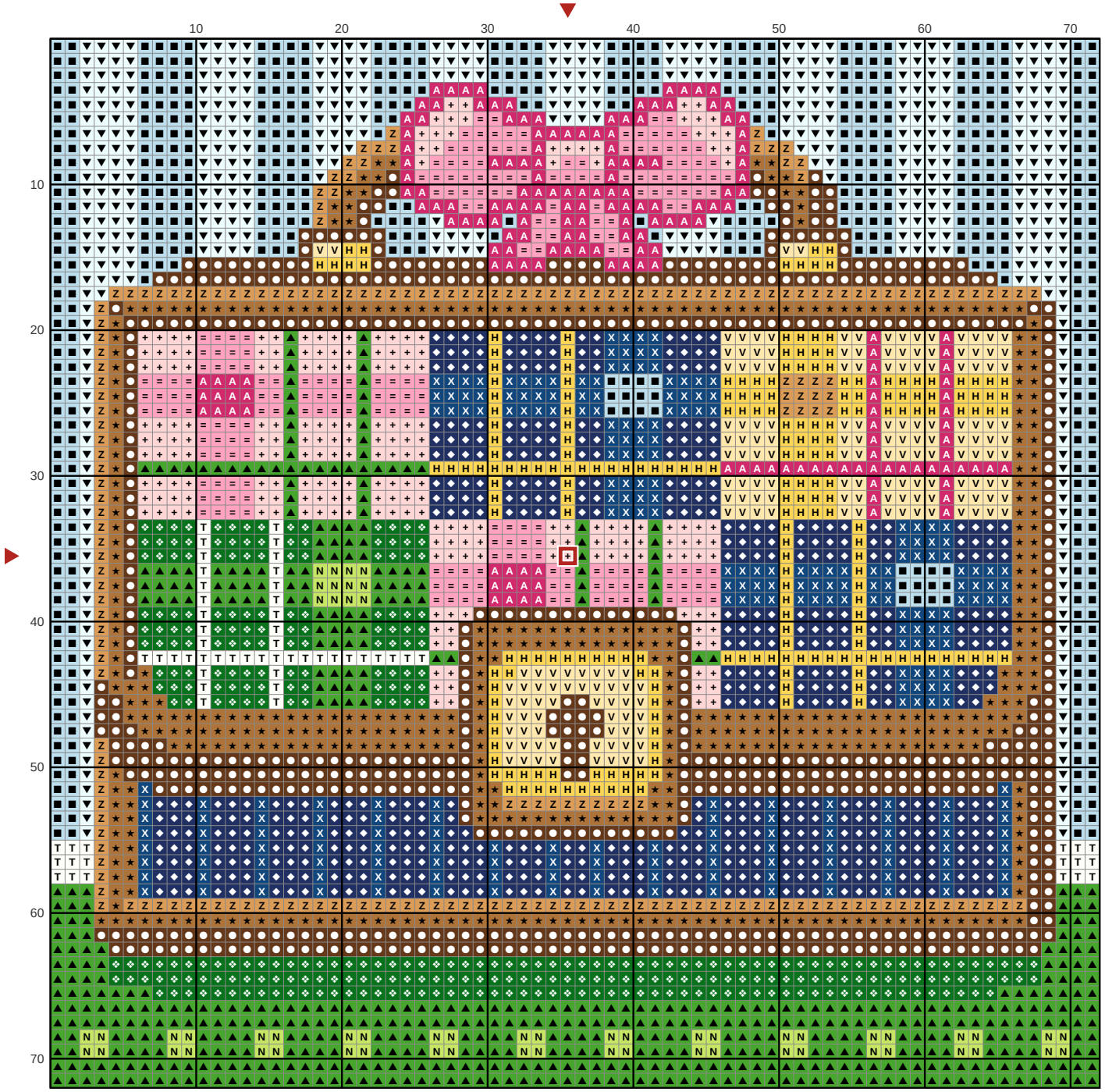


## Key

- DMC 801 Dark Coffee Brown
- DMC 827 Very Light Blue
- DMC 702 Kelly Green
- DMC 823 Dark Navy Blue
- DMC 3756 Ultra Very Light Baby Blue
- DMC 3826 Golden Brown
- DMC 700 Bright Green
- DMC 797 Royal Blue
- DMC 726 Light Topaz
- DMC 963 Ultra Very Light Dusty Rose
- DMC 603 Cranberry
- DMC 977 Light Golden Brown
- DMC 601 Dark Cranberry
- DMC 745 Light Pale Yellow
- DMC BLANC White
- DMC 907 Light Parrot Green