Preppy butter with pink radishes

Needlepoint pattern | 140 x 140 stitches | 14 x 14 in (35.6 x 35.6 cm) on 10 mesh | 21 colors



How to stitch it



1. Each square is one tent stitch, up at 1, down at 2. Lines in continental, right to left, the canvas upside down for the next row; wide areas in basketweave.
2. Cut 18 in of thread. Start and end it without a knot left behind.
3. Mark the middle of the canvas. It is the outlined square on page 2, column 70, row 70 (DMC BLANC): start there. Count threads, not holes.
4. Go on from it: picture first, background last. Gray squares are on two pages: stitch them once.
5. Last, two more rows all round, each stitch in the color it lies beside: the seam hides them.

First time? How to needlepoint: flossfield.com/needlepoint/guides/how-to-start/
How to read a chart: flossfield.com/needlepoint/guides/how-to-read-a-chart/

What you need

Canvas: blank mono canvas, 10 mesh (10 threads to the inch), cut 18.5 in square (47 cm).

Needle: blunt tapestry, size 18. Also masking tape for the cut edges, and small scissors.

Thread: pearl cotton size 3, 21 colors, about 42 skeins in all (an estimate). Stitch with 2 lengths together.

Make it a pillow: backing fabric, an insert the size of the stitching or an inch larger, and cord or piping for the edge. How to finish a pillow.

Thread list, DMC

			stitches	skeins
●	**3766**	Light Peacock Blue	4,370	7
■	**604**	Light Cranberry	3,305	6
▲	**601**	Dark Cranberry	2,802	6
◆	**BLANC**	White	2,044	4
▼	**700**	Bright Green	1,329	2
★	**597**	Turquoise	1,002	2
❖	**743**	Medium Yellow	611	1
X	**744**	Pale Yellow	580	1
H	**3753**	Ultra Very Light Antique Blue	476	1
+	**702**	Kelly Green	445	1
=	**602**	Medium Cranberry	435	1
Z	**3078**	Very Light Golden Yellow	405	1
A	**703**	Chartreuse	355	1
V	**3705**	Dark Melon	299	1
T	**772**	Very Light Yellow Green	273	1
N	**895**	Very Dark Hunter Green	211	1
S	**3685**	Very Dark Mauve	190	1
K	**3820**	Dark Straw	153	1
E	**818**	Baby Pink	136	1
C	**3822**	Light Straw	116	1
P	**932**	Light Antique Blue	63	1

Skeins are estimates, with the two extra rows: the thread a stitch takes on the front and back of 10 mesh canvas, plus 30 percent, rounded up for each color.

Thread colors are approximate screen matches to DMC numbers. Check against real thread before you buy.

For your own stitching, gifts and handmade pieces you sell. Do not resell or share this PDF or copies of it.

Preppy butter with pink radishes Needlepoint pattern

Columns 1 to 74, rows 1 to 74. Start at the red outline

This page is the dark part of the chart



Key

- ● **DMC 3766** Light Peacock Blue
- ■ **DMC 604** Light Cranberry
- ▲ **DMC 601** Dark Cranberry
- ◆ **DMC BLANC** White
- ▼ **DMC 700** Bright Green
- ❖ **DMC 743** Medium Yellow
- X **DMC 744** Pale Yellow
- H **DMC 3753** Ultra Very Light Antique Blue
- = **DMC 602** Medium Cranberry
- Z **DMC 3078** Very Light Golden Yellow
- V **DMC 3705** Dark Melon
- K **DMC 3820** Dark Straw
- E **DMC 818** Baby Pink
- C **DMC 3822** Light Straw
- P **DMC 932** Light Antique Blue

Preppy butter with pink radishes Needlepoint pattern

Columns 75 to 140, rows 1 to 74. Gray squares: charted already, do not stitch again

This page is the dark part of the chart



Key

- ● **DMC 3766** Light Peacock Blue
- ■ **DMC 604** Light Cranberry
- ▲ **DMC 601** Dark Cranberry
- ◆ **DMC BLANC** White
- ▼ **DMC 700** Bright Green
- ★ **DMC 597** Turquoise
- ❖ **DMC 743** Medium Yellow
- X **DMC 744** Pale Yellow
- H **DMC 3753** Ultra Very Light Antique Blue
- \+ **DMC 702** Kelly Green
- Z **DMC 3078** Very Light Golden Yellow
- A **DMC 703** Chartreuse
- K **DMC 3820** Dark Straw
- E **DMC 818** Baby Pink
- C **DMC 3822** Light Straw
- P **DMC 932** Light Antique Blue

Preppy butter with pink radishes Needlepoint pattern

Columns 1 to 74, rows 75 to 140. Gray squares: charted already, do not stitch again

This page is the dark part of the chart



Key

- ● **DMC 3766** Light Peacock Blue
- ■ **DMC 604** Light Cranberry
- ▲ **DMC 601** Dark Cranberry
- ◆ **DMC BLANC** White
- ▼ **DMC 700** Bright Green
- ★ **DMC 597** Turquoise
- H **DMC 3753** Ultra Very Light Antique Blue
- = **DMC 602** Medium Cranberry
- A **DMC 703** Chartreuse
- V **DMC 3705** Dark Melon
- S **DMC 3685** Very Dark Mauve

Preppy butter with pink radishes

Needlepoint pattern

Columns 75 to 140, rows 75 to 140. Gray squares: charted already, do not stitch again

This page is the dark part of the chart



Key

- ● **DMC 3766** Light Peacock Blue
- ■ **DMC 604** Light Cranberry
- ▲ **DMC 601** Dark Cranberry
- ◆ **DMC BLANC** White
- ▼ **DMC 700** Bright Green
- ★ **DMC 597** Turquoise
- ❖ **DMC 743** Medium Yellow
- H **DMC 3753** Ultra Very Light Antique Blue
- \+ **DMC 702** Kelly Green
- A **DMC 703** Chartreuse
- T **DMC 772** Very Light Yellow Green
- N **DMC 895** Very Dark Hunter Green
- S **DMC 3685** Very Dark Mauve
- K **DMC 3820** Dark Straw