Preppy candle with a ribbon bow

Needlepoint pattern | 90 x 126 stitches | 5 x 7 in (12.7 x 17.8 cm) on 18 mesh | 20 colors



How to stitch it



1. Each square is one tent stitch, up at 1, down at 2. Lines in continental, right to left, the canvas upside down for the next row; wide areas in basketweave.
2. Cut 18 in of thread. Start and end it without a knot left behind.
3. Mark the middle of the canvas. It is the outlined square on page 2, column 45, row 63 (DMC 3805): start there. Count threads, not holes.
4. Go on from it: picture first, background last. Gray squares are on two pages: stitch them once.
5. When it is done, block it square.

First time? How to needlepoint: flossfield.com/needlepoint/guides/how-to-start/
How to read a chart: flossfield.com/needlepoint/guides/how-to-read-a-chart/

What you need

Canvas: blank mono canvas, 18 mesh (18 threads to the inch), cut 9 in wide x 11 in high (22.9 x 27.9 cm).

Needle: blunt tapestry, size 22. Also masking tape for the cut edges, and small scissors.

Thread: six-strand floss, 20 colors, about 26 skeins in all (an estimate). Stitch with 4 strands (5 or 6 if canvas shows).

Frame it: acid-free board and a frame.
How to frame needlepoint.

Thread list, DMC

			stitches	skeins
●	**823**	Dark Navy Blue	5,210	5
■	**701**	Light Green	1,668	2
▲	**3805**	Cyclamen Pink	1,324	2
◆	**BLANC**	White	1,128	1
▼	**3806**	Light Cyclamen Pink	255	1
★	**3804**	Dark Cyclamen Pink	254	1
❖	**703**	Chartreuse	229	1
X	**800**	Pale Delft Blue	224	1
H	**917**	Medium Plum	204	1
+	**799**	Medium Delft Blue	201	1
=	**699**	Green	130	1
Z	**745**	Light Pale Yellow	94	1
A	**741**	Medium Tangerine	75	1
V	**895**	Very Dark Hunter Green	74	1
T	**725**	Medium Light Topaz	66	1
N	**798**	Dark Delft Blue	58	1
S	**783**	Medium Topaz	56	1
K	**797**	Royal Blue	54	1
E	**744**	Pale Yellow	24	1
C	**3371**	Black Brown	12	1

Skeins are estimates: the thread a stitch takes on the front and back of 18 mesh canvas, plus 30 percent, rounded up for each color.
Thread colors are approximate screen matches to DMC numbers. Check against real thread before you buy.
For your own stitching, gifts and handmade pieces you sell. Do not resell or share this PDF or copies of it.

Preppy candle with a ribbon bow

Needlepoint pattern

Columns 1 to 90, rows 1 to 67. Start at the red outline

This page is the dark part of the chart



Key

- **DMC 823** Dark Navy Blue
- **DMC 701** Light Green
- **DMC 3805** Cyclamen Pink
- **DMC BLANC** White
- **DMC 3806** Light Cyclamen Pink
- **DMC 3804** Dark Cyclamen Pink
- **DMC 800** Pale Delft Blue
- **DMC 799** Medium Delft Blue
- **DMC 745** Light Pale Yellow
- **DMC 741** Medium Tangerine
- **DMC 725** Medium Light Topaz
- **DMC 783** Medium Topaz
- **DMC 797** Royal Blue
- **DMC 744** Pale Yellow
- **DMC 3371** Black Brown

Preppy candle with a ribbon bow

Needlepoint pattern

Columns 1 to 90, rows 68 to 126. Gray squares: charted already, do not stitch again

This page is the dark part of the chart



Key

- **DMC 823** Dark Navy Blue
- **DMC 701** Light Green
- **DMC 3805** Cyclamen Pink
- **DMC BLANC** White
- **DMC 3806** Light Cyclamen Pink
- **DMC 3804** Dark Cyclamen Pink
- **DMC 703** Chartreuse
- **DMC 800** Pale Delft Blue
- **DMC 917** Medium Plum
- **DMC 799** Medium Delft Blue
- **DMC 699** Green
- **DMC 895** Very Dark Hunter Green
- **DMC 798** Dark Delft Blue
- **DMC 797** Royal Blue