Preppy candy apple

Needlepoint pattern | 90 x 126 stitches | 5 x 7 in (12.7 x 17.8 cm) on 18 mesh | 20 colors



How to stitch it



1. Each square is one tent stitch, up at 1, down at 2. Lines in continental, right to left, the canvas upside down for the next row; wide areas in basketweave.
2. Cut 18 in of thread. Start and end it without a knot left behind.
3. Mark the middle of the canvas. It is the outlined square on page 2, column 45, row 63 (DMC 436): start there. Count threads, not holes.
4. Go on from it: picture first, background last. Gray squares are on two pages: stitch them once.
5. When it is done, block it square.

First time? How to needlepoint: flossfield.com/needlepoint/guides/how-to-start/
How to read a chart: flossfield.com/needlepoint/guides/how-to-read-a-chart/

What you need

Canvas: blank mono canvas, 18 mesh (18 threads to the inch), cut 9 in wide x 11 in high (22.9 x 27.9 cm).

Needle: blunt tapestry, size 22. Also masking tape for the cut edges, and small scissors.

Thread: six-strand floss, 20 colors, about 23 skeins in all (an estimate). Stitch with 4 strands (5 or 6 if canvas shows).

Frame it: acid-free board and a frame.
How to frame needlepoint.

Thread list, DMC

			stitches	skeins
●	666	Bright Red	1,735	2
■	963	Ultra Very Light Dusty Rose	1,724	2
▲	BLANC	White	1,403	2
◆	819	Light Baby Pink	1,195	1
▼	823	Dark Navy Blue	1,077	1
★	817	Very Dark Coral Red	615	1
❖	891	Dark Carnation	504	1
X	701	Light Green	410	1
H	955	Light Nile Green	403	1
+	913	Medium Nile Green	398	1
=	797	Royal Blue	364	1
Z	776	Medium Pink	363	1
A	800	Pale Delft Blue	339	1
V	699	Green	273	1
T	814	Dark Garnet	139	1
N	436	Tan	99	1
S	738	Very Light Tan	97	1
K	743	Medium Yellow	74	1
E	703	Chartreuse	64	1
C	433	Medium Brown	64	1

Skeins are estimates: the thread a stitch takes on the front and back of 18 mesh canvas, plus 30 percent, rounded up for each color.
Thread colors are approximate screen matches to DMC numbers. Check against real thread before you buy.
For your own stitching, gifts and handmade pieces you sell. Do not resell or share this PDF or copies of it.

Preppy candy apple

Needlepoint pattern

Columns 1 to 90, rows 1 to 67. Start at the red outline

This page is the dark part of the chart



Key

- DMC 666 Bright Red
- DMC 963 Ultra Very Light Dusty Rose
- DMC BLANC White
- DMC 819 Light Baby Pink
- DMC 823 Dark Navy Blue
- DMC 817 Very Dark Coral Red
- DMC 891 Dark Carnation
- DMC 701 Light Green
- DMC 797 Royal Blue
- DMC 776 Medium Pink
- DMC 800 Pale Delft Blue
- DMC 699 Green
- DMC 814 Dark Garnet
- DMC 436 Tan
- DMC 738 Very Light Tan
- DMC 743 Medium Yellow
- DMC 703 Chartreuse
- DMC 433 Medium Brown

Preppy candy apple

Needlepoint pattern

Columns 1 to 90, rows 68 to 126. Gray squares: charted already, do not stitch again

This page is the dark part of the chart



Key

- DMC 666 — Bright Red
- DMC 963 — Ultra Very Light Dusty Rose
- DMC BLANC — White
- DMC 819 — Light Baby Pink
- DMC 817 — Very Dark Coral Red
- DMC 891 — Dark Carnation
- DMC 955 — Light Nile Green
- DMC 913 — Medium Nile Green
- DMC 797 — Royal Blue
- DMC 776 — Medium Pink
- DMC 800 — Pale Delft Blue
- DMC 699 — Green
- DMC 814 — Dark Garnet