Preppy castle with a pink bow

Needlepoint pattern | 90 x 126 stitches | 5 x 7 in (12.7 x 17.8 cm) on 18 mesh | 15 colors



How to stitch it



1. Each square is one tent stitch, up at 1, down at 2. Lines in continental, right to left, the canvas upside down for the next row; wide areas in basketweave.
2. Cut 18 in of thread. Start and end it without a knot left behind.
3. Mark the middle of the canvas. It is the outlined square on page 2, column 45, row 63 (DMC 322): start there. Count threads, not holes.
4. Go on from it: picture first, background last. Gray squares are on two pages: stitch them once.
5. Last, two more rows all round, each stitch in the color it lies beside: the opening's edge hides them.

First time? How to needlepoint: flossfield.com/needlepoint/guides/how-to-start/
How to read a chart: flossfield.com/needlepoint/guides/how-to-read-a-chart/

What you need

Canvas: blank mono canvas, 18 mesh (18 threads to the inch), cut 9.5 in wide x 11.5 in high (24.1 x 29.2 cm).

Needle: blunt tapestry, size 22. Also masking tape for the cut edges, and small scissors.

Thread: six-strand floss, 15 colors, about 20 skeins in all (an estimate). Stitch with 4 strands (5 or 6 if canvas shows).

Fit it into a lid: the box or tray, acid-free board and backing. Measure the opening first.
How to fit it into a lid.

Thread list, DMC

			stitches	skeins
●	**959**	Medium Seagreen	2,622	3
■	**BLANC**	White	1,858	2
▲	**605**	Very Light Cranberry	1,452	2
◆	**823**	Dark Navy Blue	1,174	1
▼	**3806**	Light Cyclamen Pink	999	2
★	**3804**	Dark Cyclamen Pink	538	1
❖	**702**	Kelly Green	536	1
X	**322**	Dark Baby Blue	484	1
H	**3325**	Light Baby Blue	442	1
+	**915**	Dark Plum	425	1
=	**699**	Green	412	1
Z	**964**	Light Seagreen	280	1
A	**743**	Medium Yellow	56	1
V	**704**	Bright Chartreuse	32	1
T	**433**	Medium Brown	30	1

Skeins are estimates, with the two extra rows: the thread a stitch takes on the front and back of 18 mesh canvas, plus 30 percent, rounded up for each color.

Thread colors are approximate screen matches to DMC numbers. Check against real thread before you buy.

For your own stitching, gifts and handmade pieces you sell. Do not resell or share this PDF or copies of it.

Preppy castle with a pink bow

Needlepoint pattern

Columns 1 to 90, rows 1 to 67. Start at the red outline

This page is the dark part of the chart



Key

- **DMC 959** Medium Seagreen
- **DMC BLANC** White
- **DMC 605** Very Light Cranberry
- **DMC 823** Dark Navy Blue
- **DMC 3806** Light Cyclamen Pink
- **DMC 322** Dark Baby Blue
- **DMC 3325** Light Baby Blue
- **DMC 699** Green
- **DMC 964** Light Seagreen
- **DMC 743** Medium Yellow

Preppy castle with a pink bow

Needlepoint pattern

Columns 1 to 90, rows 68 to 126. Gray squares: charted already, do not stitch again

This page is the dark part of the chart



Key

- DMC 959 — Medium Seagreen
- DMC BLANC — White
- DMC 605 — Very Light Cranberry
- DMC 823 — Dark Navy Blue
- DMC 3806 — Light Cyclamen Pink
- DMC 3804 — Dark Cyclamen Pink
- DMC 702 — Kelly Green
- DMC 322 — Dark Baby Blue
- DMC 3325 — Light Baby Blue
- DMC 915 — Dark Plum
- DMC 699 — Green
- DMC 964 — Light Seagreen
- DMC 743 — Medium Yellow
- DMC 704 — Bright Chartreuse
- DMC 433 — Medium Brown