Preppy cat in the porthole window

Needlepoint pattern | 90 x 90 stitches | 5 x 5 in (12.7 x 12.7 cm) on 18 mesh | 18 colors



How to stitch it



1. Each square is one tent stitch, up at 1, down at 2. Lines in continental, right to left, the canvas upside down for the next row; wide areas in basketweave.
2. Cut 18 in of thread. Start and end it without a knot left behind.
3. Mark the middle of the canvas. It is the outlined square on page 2, column 45, row 45 (DMC 350): start there. Count threads, not holes.
4. Go on from it: picture first, background last. Gray squares are on two pages: stitch them once.
5. Last, two more rows all round in DMC 939: the opening's edge hides them.

First time? How to needlepoint: flossfield.com/needlepoint/guides/how-to-start/
How to read a chart: flossfield.com/needlepoint/guides/how-to-read-a-chart/

What you need

Canvas: blank mono canvas, 18 mesh (18 threads to the inch), cut 9.5 in square (24.1 cm).

Needle: blunt tapestry, size 22. Also masking tape for the cut edges, and small scissors.

Thread: six-strand floss, 18 colors, about 20 skeins in all (an estimate). Stitch with 4 strands (5 or 6 if canvas shows).

Fit it into a lid: the box or tray, acid-free board and backing. Measure the opening first.
How to fit it into a lid.

Thread list, DMC

			stitches	skeins
●	**939**	Very Dark Navy Blue	1,757	2
■	**BLANC**	White	1,542	2
▲	**310**	Black	1,082	1
◆	**3822**	Light Straw	621	1
▼	**783**	Medium Topaz	610	1
★	**3810**	Dark Turquoise	463	1
❖	**312**	Very Dark Baby Blue	374	1
X	**780**	Ultra Very Dark Topaz	325	1
H	**3820**	Dark Straw	250	1
+	**597**	Turquoise	232	1
=	**3841**	Pale Baby Blue	195	1
Z	**350**	Medium Coral	181	1
A	**336**	Navy Blue	157	1
V	**3766**	Light Peacock Blue	134	1
T	**352**	Light Coral	63	1
N	**907**	Light Parrot Green	62	1
S	**580**	Dark Moss Green	34	1
K	**817**	Very Dark Coral Red	18	1

Skeins are estimates, with the two extra rows: the thread a stitch takes on the front and back of 18 mesh canvas, plus 30 percent, rounded up for each color.

Thread colors are approximate screen matches to DMC numbers. Check against real thread before you buy.

For your own stitching, gifts and handmade pieces you sell. Do not resell or share this PDF or copies of it.

Preppy cat in the porthole window

Needlepoint pattern

Columns 1 to 49, rows 1 to 90. Start at the red outline

This page is the dark part of the chart

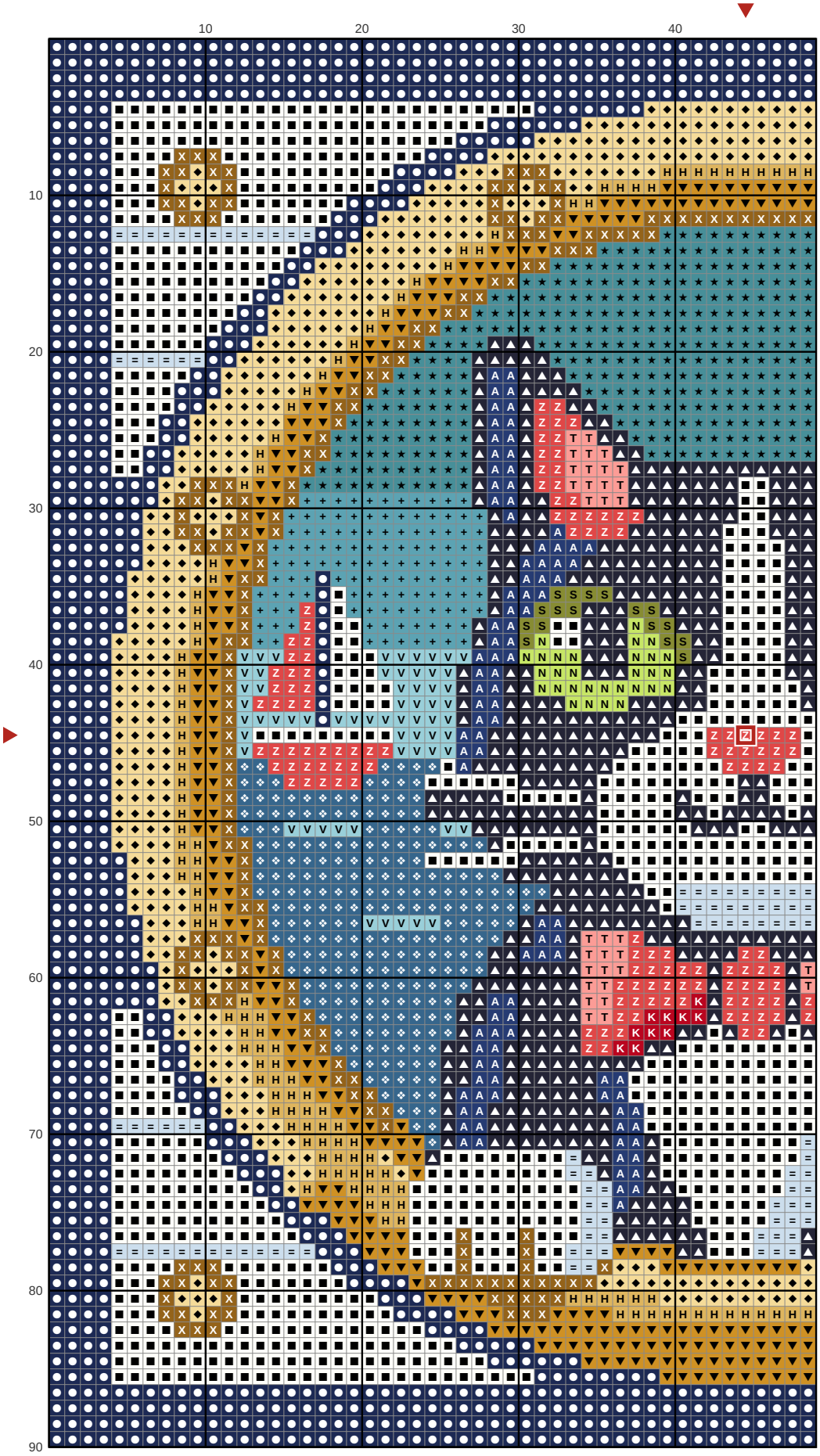

Key

- **DMC 939** Very Dark Navy Blue
- **DMC BLANC** White
- **DMC 310** Black
- **DMC 3822** Light Straw
- **DMC 783** Medium Topaz
- **DMC 3810** Dark Turquoise
- **DMC 312** Very Dark Baby Blue
- **DMC 780** Ultra Very Dark Topaz
- **DMC 3820** Dark Straw
- **DMC 597** Turquoise
- **DMC 3841** Pale Baby Blue
- **DMC 350** Medium Coral
- **DMC 336** Navy Blue
- **DMC 3766** Light Peacock Blue
- **DMC 352** Light Coral
- **DMC 907** Light Parrot Green
- **DMC 580** Dark Moss Green
- **DMC 817** Very Dark Coral Red

Preppy cat in the porthole window

Needlepoint pattern

Columns 50 to 90, rows 1 to 90. Gray squares: charted already, do not stitch again

This page is the dark part of the chart

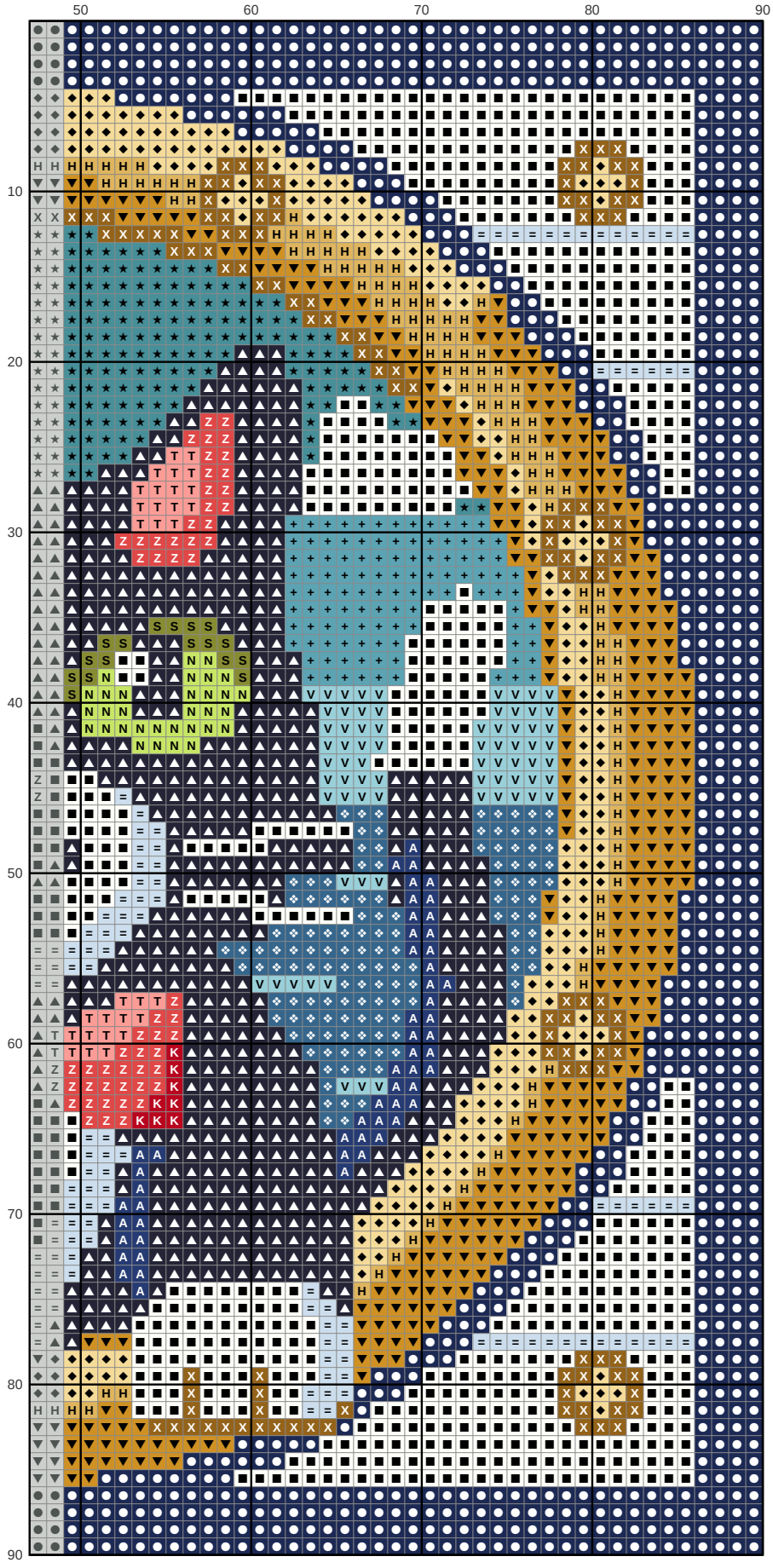

Key

- **DMC 939** Very Dark Navy Blue
- **DMC BLANC** White
- **DMC 310** Black
- **DMC 3822** Light Straw
- **DMC 783** Medium Topaz
- **DMC 3810** Dark Turquoise
- **DMC 312** Very Dark Baby Blue
- **DMC 780** Ultra Very Dark Topaz
- **DMC 3820** Dark Straw
- **DMC 597** Turquoise
- **DMC 3841** Pale Baby Blue
- **DMC 350** Medium Coral
- **DMC 336** Navy Blue
- **DMC 3766** Light Peacock Blue
- **DMC 352** Light Coral
- **DMC 907** Light Parrot Green
- **DMC 580** Dark Moss Green
- **DMC 817** Very Dark Coral Red