Preppy Celtic knot

Needlepoint pattern | 104 x 104 stitches | 8 x 8 in (20.3 x 20.3 cm) on 13 mesh | 12 colors



How to stitch it



1. Each square is one tent stitch, up at 1, down at 2. Lines in continental, right to left, the canvas upside down for the next row; wide areas in basketweave.
2. Cut 18 in of thread. Start and end it without a knot left behind.
3. Mark the middle of the canvas. It is the outlined square on page 2, column 52, row 52 (DMC 726): start there. Count threads, not holes.
4. Go on from it: picture first, background last. Gray squares are on two pages: stitch them once.
5. Last, two more rows all round in DMC 3805: the seam hides them.

First time? How to needlepoint: flossfield.com/needlepoint/guides/how-to-start/
How to read a chart: flossfield.com/needlepoint/guides/how-to-read-a-chart/

What you need

Canvas: blank mono canvas, 13 mesh (13 threads to the inch), cut 12.5 in square (31.8 cm).

Needle: blunt tapestry, size 20. Also masking tape for the cut edges, and small scissors.

Thread: six-strand floss, 12 colors, about 24 skeins in all (an estimate). Stitch with 7 strands (8 if canvas shows).

Make it a pillow: backing fabric, an insert the size of the stitching or an inch larger, and cord or piping for the edge. How to finish a pillow.

Thread list, DMC

			stitches	skeins
●	**823**	Dark Navy Blue	2,820	5
■	**BLANC**	White	2,612	4
▲	**3805**	Cyclamen Pink	2,172	5
◆	**701**	Light Green	1,216	2
▼	**704**	Bright Chartreuse	640	1
★	**605**	Very Light Cranberry	512	1
❖	**159**	Light Gray Blue	256	1
X	**726**	Light Topaz	204	1
H	**699**	Green	128	1
+	**601**	Dark Cranberry	128	1
=	**890**	Ultra Dark Pistachio Green	64	1
Z	**917**	Medium Plum	64	1

Skeins are estimates, with the two extra rows: the thread a stitch takes on the front and back of 13 mesh canvas, plus 30 percent, rounded up for each color.

Thread colors are approximate screen matches to DMC numbers. Check against real thread before you buy.

For your own stitching, gifts and handmade pieces you sell. Do not resell or share this PDF or copies of it.

Preppy Celtic knot

Needlepoint pattern

Columns 1 to 56, rows 1 to 104. Start at the red outline

This page is the dark part of the chart



Key

- **DMC 823** Dark Navy Blue
- **DMC BLANC** White
- **DMC 3805** Cyclamen Pink
- **DMC 701** Light Green
- **DMC 704** Bright Chartreuse
- **DMC 605** Very Light Cranberry
- **DMC 159** Light Gray Blue
- **DMC 726** Light Topaz
- **DMC 699** Green
- **DMC 601** Dark Cranberry
- **DMC 890** Ultra Dark Pistachio Green
- **DMC 917** Medium Plum

Preppy Celtic knot

Needlepoint pattern

Columns 57 to 104, rows 1 to 104. Gray squares: charted already, do not stitch again

This page is the dark part of the chart

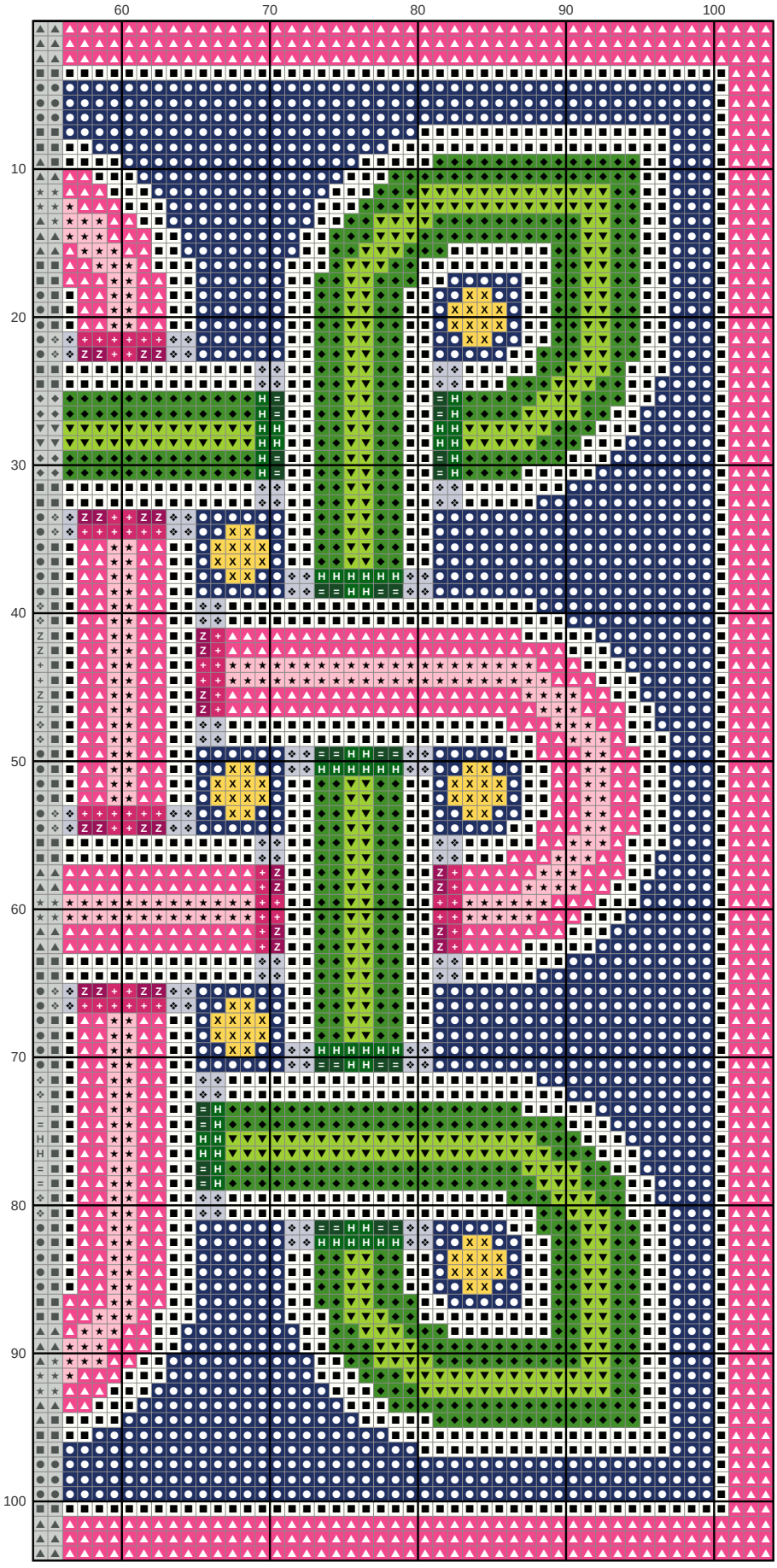

Key

- DMC 823 Dark Navy Blue
- DMC BLANC White
- DMC 3805 Cyclamen Pink
- DMC 701 Light Green
- DMC 704 Bright Chartreuse
- DMC 605 Very Light Cranberry
- DMC 159 Light Gray Blue
- DMC 726 Light Topaz
- DMC 699 Green
- DMC 601 Dark Cranberry
- DMC 890 Ultra Dark Pistachio Green
- DMC 917 Medium Plum