Preppy cherry blossoms

Needlepoint pattern | 90 x 90 stitches | 5 x 5 in (12.7 x 12.7 cm) on 18 mesh | 18 colors



How to stitch it



1. Each square is one tent stitch, up at 1, down at 2. Lines in continental, right to left, the canvas upside down for the next row; wide areas in basketweave.
2. Cut 18 in of thread. Start and end it without a knot left behind.
3. Mark the middle of the canvas. It is the outlined square on page 2, column 45, row 45 (DMC 819): start there. Count threads, not holes.
4. Go on from it: picture first, background last. Gray squares are on two pages: stitch them once.
5. Last, two more rows all round, each stitch in the color it lies beside: the opening's edge hides them.

First time? How to needlepoint: flossfield.com/needlepoint/guides/how-to-start/
How to read a chart: flossfield.com/needlepoint/guides/how-to-read-a-chart/

What you need

Canvas: blank mono canvas, 18 mesh (18 threads to the inch), cut 9.5 in square (24.1 cm).

Needle: blunt tapestry, size 22. Also masking tape for the cut edges, and small scissors.

Thread: six-strand floss, 18 colors, about 21 skeins in all (an estimate). Stitch with 4 strands (5 or 6 if canvas shows).

Fit it into a lid: the box or tray, acid-free board and backing. Measure the opening first.
How to fit it into a lid.

Thread list, DMC

			stitches	skeins
●	**823**	Dark Navy Blue	2,202	2
■	**602**	Medium Cranberry	1,347	2
▲	**BLANC**	White	1,072	2
◆	**699**	Green	770	1
▼	**819**	Light Baby Pink	678	1
★	**604**	Light Cranberry	413	1
❖	**605**	Very Light Cranberry	330	1
X	**703**	Chartreuse	297	1
H	**3806**	Light Cyclamen Pink	196	1
+	**600**	Very Dark Cranberry	176	1
=	**915**	Dark Plum	133	1
Z	**701**	Light Green	127	1
A	**433**	Medium Brown	118	1
V	**435**	Very Light Brown	82	1
T	**725**	Medium Light Topaz	60	1
N	**801**	Dark Coffee Brown	54	1
S	**437**	Light Tan	37	1
K	**907**	Light Parrot Green	8	1

Skeins are estimates, with the two extra rows: the thread a stitch takes on the front and back of 18 mesh canvas, plus 30 percent, rounded up for each color.

Thread colors are approximate screen matches to DMC numbers. Check against real thread before you buy.

For your own stitching, gifts and handmade pieces you sell. Do not resell or share this PDF or copies of it.

Preppy cherry blossoms

Needlepoint pattern

Columns 1 to 49, rows 1 to 90. Start at the red outline

This page is the dark part of the chart



Key

- **DMC 823** Dark Navy Blue
- **DMC 602** Medium Cranberry
- **DMC BLANC** White
- **DMC 699** Green
- **DMC 819** Light Baby Pink
- **DMC 604** Light Cranberry
- **DMC 605** Very Light Cranberry
- **DMC 703** Chartreuse
- **DMC 3806** Light Cyclamen Pink
- **DMC 600** Very Dark Cranberry
- **DMC 915** Dark Plum
- **DMC 701** Light Green
- **DMC 433** Medium Brown
- **DMC 435** Very Light Brown
- **DMC 725** Medium Light Topaz
- **DMC 801** Dark Coffee Brown
- **DMC 437** Light Tan
- **DMC 907** Light Parrot Green

Preppy cherry blossoms

Needlepoint pattern

Columns 50 to 90, rows 1 to 90. Gray squares: charted already, do not stitch again

This page is the dark part of the chart



Key

- DMC 823 Dark Navy Blue
- DMC 602 Medium Cranberry
- DMC BLANC White
- DMC 699 Green
- DMC 819 Light Baby Pink
- DMC 604 Light Cranberry
- DMC 605 Very Light Cranberry
- DMC 703 Chartreuse
- DMC 3806 Light Cyclamen Pink
- DMC 600 Very Dark Cranberry
- DMC 915 Dark Plum
- DMC 701 Light Green
- DMC 433 Medium Brown
- DMC 435 Very Light Brown
- DMC 725 Medium Light Topaz
- DMC 801 Dark Coffee Brown
- DMC 437 Light Tan
- DMC 907 Light Parrot Green