Preppy classic convertible lemon wreath

Needlepoint pattern | 140 x 140 stitches | 14 x 14 in (35.6 x 35.6 cm) on 10 mesh | 21 colors



How to stitch it



1. Each square is one tent stitch, up at 1, down at 2. Lines in continental, right to left, the canvas upside down for the next row; wide areas in basketweave.
2. Cut 18 in of thread. Start and end it without a knot left behind.
3. Mark the middle of the canvas. It is the outlined square on page 2, column 70, row 70 (DMC 3842): start there. Count threads, not holes.
4. Go on from it: picture first, background last. Gray squares are on two pages: stitch them once.
5. Last, two more rows all round, each stitch in the color it lies beside: the seam hides them.

First time? How to needlepoint: flossfield.com/needlepoint/guides/how-to-start/
How to read a chart: flossfield.com/needlepoint/guides/how-to-read-a-chart/

What you need

Canvas: blank mono canvas, 10 mesh (10 threads to the inch), cut 18.5 in square (47 cm).

Needle: blunt tapestry, size 18. Also masking tape for the cut edges, and small scissors.

Thread: pearl cotton size 3, 21 colors, about 41 skeins in all (an estimate). Stitch with 2 lengths together.

Make it a pillow: backing fabric, an insert the size of the stitching or an inch larger, and cord or piping for the edge. How to finish a pillow.

Thread list, DMC

			stitches	skeins
●	604	Light Cranberry	3,666	7
■	605	Very Light Cranberry	3,160	6
▲	890	Ultra Dark Pistachio Green	2,123	4
◆	818	Baby Pink	1,238	2
▼	BLANC	White	1,219	2
★	726	Light Topaz	1,133	2
❖	699	Green	1,082	2
X	702	Kelly Green	808	2
H	3842	Very Dark Wedgwood	728	2
+	725	Medium Light Topaz	613	1
=	3078	Very Light Golden Yellow	527	1
Z	415	Pearl Gray	515	1
A	3844	Dark Bright Turquoise	494	1
V	3845	Medium Bright Turquoise	493	1
T	336	Navy Blue	353	1
N	783	Medium Topaz	322	1
S	352	Light Coral	312	1
K	350	Medium Coral	265	1
E	3811	Very Light Turquoise	243	1
C	349	Dark Coral	209	1
P	747	Very Light Sky Blue	97	1

Skeins are estimates, with the two extra rows: the thread a stitch takes on the front and back of 10 mesh canvas, plus 30 percent, rounded up for each color.

Thread colors are approximate screen matches to DMC numbers. Check against real thread before you buy.

For your own stitching, gifts and handmade pieces you sell. Do not resell or share this PDF or copies of it.

Preppy classic convertible lemon wreath

Needlepoint pattern

Columns 1 to 74, rows 1 to 74. Start at the red outline

This page is the dark part of the chart



Key

- ● **DMC 604** Light Cranberry
- ■ **DMC 605** Very Light Cranberry
- ▲ **DMC 890** Ultra Dark Pistachio Green
- ◆ **DMC 818** Baby Pink
- ▼ **DMC BLANC** White
- ★ **DMC 726** Light Topaz
- ❖ **DMC 699** Green
- X **DMC 702** Kelly Green
- H **DMC 3842** Very Dark Wedgwood
- \+ **DMC 725** Medium Light Topaz
- = **DMC 3078** Very Light Golden Yellow
- Z **DMC 415** Pearl Gray
- A **DMC 3844** Dark Bright Turquoise
- V **DMC 3845** Medium Bright Turquoise
- N **DMC 783** Medium Topaz
- S **DMC 352** Light Coral
- K **DMC 350** Medium Coral
- E **DMC 3811** Very Light Turquoise
- C **DMC 349** Dark Coral
- P **DMC 747** Very Light Sky Blue

Preppy classic convertible lemon wreath Needlepoint pattern

Columns 75 to 140, rows 1 to 74. Gray squares: charted already, do not stitch again

This page is the dark part of the chart



Key

- ● **DMC 604** Light Cranberry
- ■ **DMC 605** Very Light Cranberry
- ▲ **DMC 890** Ultra Dark Pistachio Green
- ◆ **DMC 818** Baby Pink
- ▼ **DMC BLANC** White
- ★ **DMC 726** Light Topaz
- ❖ **DMC 699** Green
- X **DMC 702** Kelly Green
- H **DMC 3842** Very Dark Wedgwood
- \+ **DMC 725** Medium Light Topaz
- = **DMC 3078** Very Light Golden Yellow
- Z **DMC 415** Pearl Gray
- A **DMC 3844** Dark Bright Turquoise
- V **DMC 3845** Medium Bright Turquoise
- T **DMC 336** Navy Blue
- N **DMC 783** Medium Topaz
- S **DMC 352** Light Coral
- K **DMC 350** Medium Coral
- E **DMC 3811** Very Light Turquoise
- C **DMC 349** Dark Coral
- P **DMC 747** Very Light Sky Blue

Preppy classic convertible lemon wreath

Needlepoint pattern

Columns 1 to 74, rows 75 to 140. Gray squares: charted already, do not stitch again

This page is the dark part of the chart



Key

- ● **DMC 604** Light Cranberry
- ■ **DMC 605** Very Light Cranberry
- ▲ **DMC 890** Ultra Dark Pistachio Green
- ◆ **DMC 818** Baby Pink
- ▼ **DMC BLANC** White
- ★ **DMC 726** Light Topaz
- ❖ **DMC 699** Green
- X **DMC 702** Kelly Green
- H **DMC 3842** Very Dark Wedgwood
- \+ **DMC 725** Medium Light Topaz
- = **DMC 3078** Very Light Golden Yellow
- Z **DMC 415** Pearl Gray
- A **DMC 3844** Dark Bright Turquoise
- V **DMC 3845** Medium Bright Turquoise
- T **DMC 336** Navy Blue
- N **DMC 783** Medium Topaz
- S **DMC 352** Light Coral
- K **DMC 350** Medium Coral
- C **DMC 349** Dark Coral
- P **DMC 747** Very Light Sky Blue

Preppy classic convertible lemon wreath Needlepoint pattern

Columns 75 to 140, rows 75 to 140. Gray squares: charted already, do not stitch again

This page is the dark part of the chart



Key

●	**DMC 604** Light Cranberry	X	**DMC 702** Kelly Green	T	**DMC 336** Navy Blue
■	**DMC 605** Very Light Cranberry	H	**DMC 3842** Very Dark Wedgwood	N	**DMC 783** Medium Topaz
▲	**DMC 890** Ultra Dark Pistachio Green	+	**DMC 725** Medium Light Topaz	S	**DMC 352** Light Coral
◆	**DMC 818** Baby Pink	=	**DMC 3078** Very Light Golden Yellow	K	**DMC 350** Medium Coral
▼	**DMC BLANC** White	Z	**DMC 415** Pearl Gray	C	**DMC 349** Dark Coral
★	**DMC 726** Light Topaz	A	**DMC 3844** Dark Bright Turquoise	P	**DMC 747** Very Light Sky Blue
❖	**DMC 699** Green	V	**DMC 3845** Medium Bright Turquoise		