Preppy conversation heart

Needlepoint pattern | 90 x 90 stitches | 5 x 5 in (12.7 x 12.7 cm) on 18 mesh | 10 colors



How to stitch it



1. Each square is one tent stitch, up at 1, down at 2. Lines in continental, right to left, the canvas upside down for the next row; wide areas in basketweave.
2. Cut 18 in of thread. Start and end it without a knot left behind.
3. Mark the middle of the canvas. It is the outlined square on page 2, column 45, row 45 (DMC 150): start there. Count threads, not holes.
4. Go on from it: picture first, background last. Gray squares are on two pages: stitch them once.
5. Last, two more rows all round in DMC 500: the opening's edge hides them.

First time? How to needlepoint: flossfield.com/needlepoint/guides/how-to-start/
How to read a chart: flossfield.com/needlepoint/guides/how-to-read-a-chart/

What you need

Canvas: blank mono canvas, 18 mesh (18 threads to the inch), cut 9.5 in square (24.1 cm).

Needle: blunt tapestry, size 22. Also masking tape for the cut edges, and small scissors.

Thread: six-strand floss, 10 colors, about 14 skeins in all (an estimate). Stitch with 4 strands (5 or 6 if canvas shows).

Fit it into a lid: the box or tray, acid-free board and backing. Measure the opening first.
How to fit it into a lid.

Thread list

			stitches	skeins of floss
●	**DMC 605**	Very Light Cranberry	1,812	2
■	**DMC 912**	Light Emerald Green	1,362	2
▲	**DMC BLANC**	White	1,356	2
◆	**DMC 500**	Very Dark Blue Green	1,132	2
▼	**DMC 150**	Ultra Very Dark Dusty Rose	697	1
★	**DMC 909**	Very Dark Emerald Green	602	1
❖	**DMC 3804**	Dark Cyclamen Pink	498	1
X	**DMC 3806**	Light Cyclamen Pink	350	1
H	**DMC 3819**	Light Moss Green	210	1
+	**DMC 166**	Medium Light Moss Green	81	1

Skeins are estimates, with the two extra rows: the thread a stitch takes on the front and back of 18 mesh canvas, plus 30 percent, rounded up for each color.

Thread colors are approximate screen matches to DMC numbers. Check against real thread before you buy.

For your own stitching, gifts and handmade pieces you sell. Do not resell or share this PDF or copies of it.

Preppy conversation heart

Needlepoint pattern

Columns 1 to 49, rows 1 to 90. Start at the red outline

This page is the dark part of the chart



Key

- **DMC 605** Very Light Cranberry
- **DMC 912** Light Emerald Green
- **DMC BLANC** White
- **DMC 500** Very Dark Blue Green
- **DMC 150** Ultra Very Dark Dusty Rose
- **DMC 909** Very Dark Emerald Green
- **DMC 3804** Dark Cyclamen Pink
- **DMC 3806** Light Cyclamen Pink
- **DMC 3819** Light Moss Green
- **DMC 166** Medium Light Moss Green

Preppy conversation heart

Needlepoint pattern

Columns 50 to 90, rows 1 to 90. Gray squares: charted already, do not stitch again

This page is the dark part of the chart

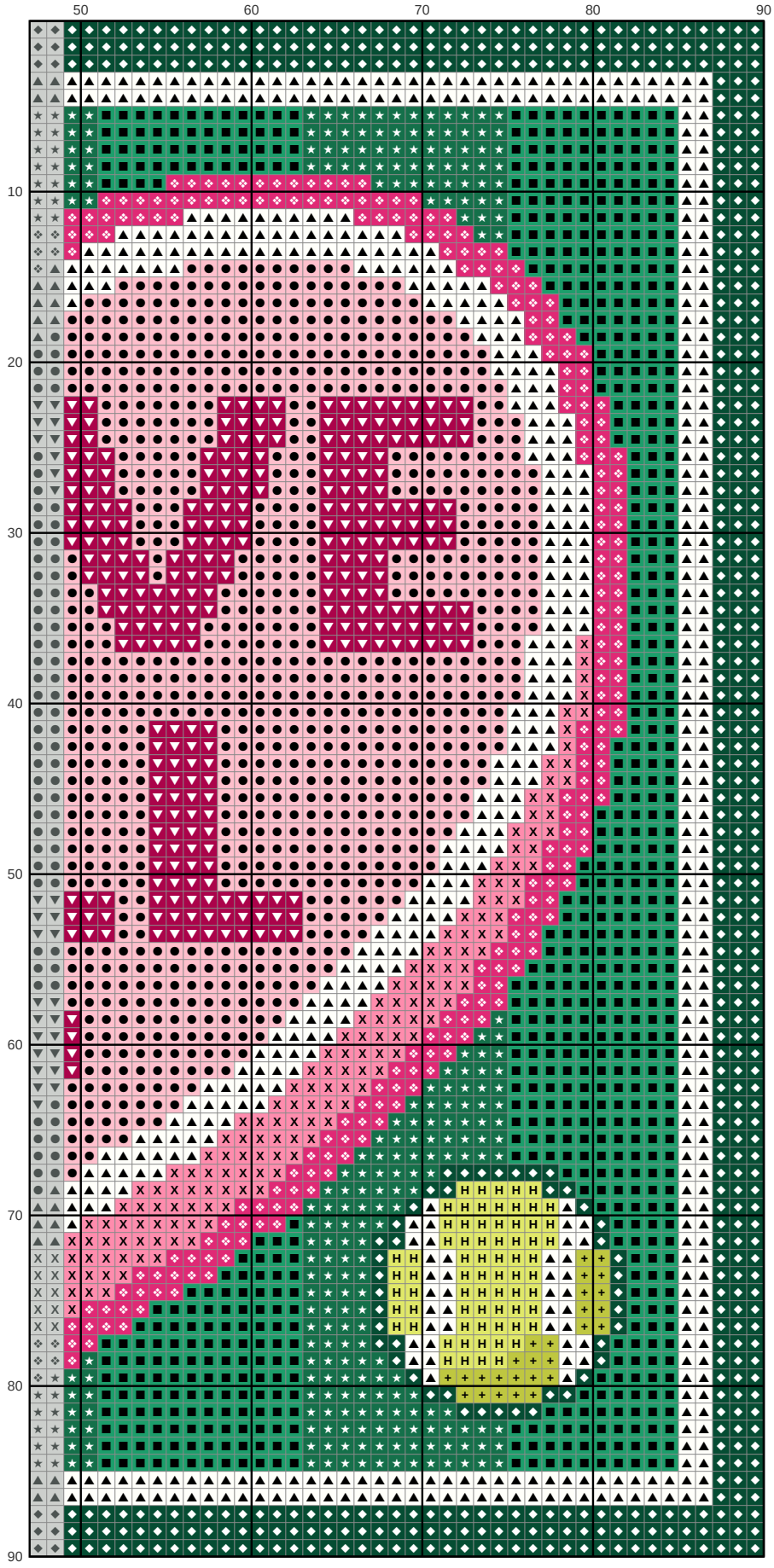

Key

- DMC 605 Very Light Cranberry
- DMC 912 Light Emerald Green
- DMC BLANC White
- DMC 500 Very Dark Blue Green
- DMC 150 Ultra Very Dark Dusty Rose
- DMC 909 Very Dark Emerald Green
- DMC 3804 Dark Cyclamen Pink
- DMC 3806 Light Cyclamen Pink
- DMC 3819 Light Moss Green
- DMC 166 Medium Light Moss Green