Preppy cotton bolls with a pink bow

Needlepoint pattern | 90 x 90 stitches | 5 x 5 in (12.7 x 12.7 cm) on 18 mesh | 16 colors



How to stitch it



1. Each square is one tent stitch, up at 1, down at 2. Lines in continental, right to left, the canvas upside down for the next row; wide areas in basketweave.
2. Cut 18 in of thread. Start and end it without a knot left behind.
3. Mark the middle of the canvas. It is the outlined square on page 2, column 45, row 45 (DMC 435): start there. Count threads, not holes.
4. Go on from it: picture first, background last. Gray squares are on two pages: stitch them once.
5. Last, two more rows all round, each stitch in the color it lies beside: the opening's edge hides them.

First time? How to needlepoint: flossfield.com/needlepoint/guides/how-to-start/
How to read a chart: flossfield.com/needlepoint/guides/how-to-read-a-chart/

What you need

Canvas: blank mono canvas, 18 mesh (18 threads to the inch), cut 9.5 in square (24.1 cm).

Needle: blunt tapestry, size 22. Also masking tape for the cut edges, and small scissors.

Thread: six-strand floss, 16 colors, about 19 skeins in all (an estimate). Stitch with 4 strands (5 or 6 if canvas shows).

Fit it into a lid: the box or tray, acid-free board and backing. Measure the opening first.
How to fit it into a lid.

Thread list, DMC

			stitches	skeins
●	**823**	Dark Navy Blue	2,426	2
■	**BLANC**	White	1,435	2
▲	**604**	Light Cranberry	1,126	2
◆	**602**	Medium Cranberry	874	1
▼	**701**	Light Green	388	1
★	**435**	Very Light Brown	350	1
❖	**703**	Chartreuse	257	1
X	**433**	Medium Brown	210	1
H	**775**	Very Light Baby Blue	201	1
+	**437**	Light Tan	178	1
=	**699**	Green	175	1
Z	**932**	Light Antique Blue	170	1
A	**3752**	Very Light Antique Blue	105	1
V	**815**	Medium Garnet	103	1
T	**600**	Very Dark Cranberry	69	1
N	**801**	Dark Coffee Brown	33	1

Skeins are estimates, with the two extra rows: the thread a stitch takes on the front and back of 18 mesh canvas, plus 30 percent, rounded up for each color.

Thread colors are approximate screen matches to DMC numbers. Check against real thread before you buy.

For your own stitching, gifts and handmade pieces you sell. Do not resell or share this PDF or copies of it.

Preppy cotton bolls with a pink bow

Needlepoint pattern

Columns 1 to 49, rows 1 to 90. Start at the red outline

This page is the dark part of the chart



Key

- **DMC 823** Dark Navy Blue
- **DMC BLANC** White
- **DMC 604** Light Cranberry
- **DMC 602** Medium Cranberry
- **DMC 701** Light Green
- **DMC 435** Very Light Brown
- **DMC 703** Chartreuse
- **DMC 433** Medium Brown
- **DMC 775** Very Light Baby Blue
- **DMC 437** Light Tan
- **DMC 699** Green
- **DMC 932** Light Antique Blue
- **DMC 3752** Very Light Antique Blue
- **DMC 815** Medium Garnet
- **DMC 600** Very Dark Cranberry
- **DMC 801** Dark Coffee Brown

Preppy cotton bolls with a pink bow

Needlepoint pattern

Columns 50 to 90, rows 1 to 90. Gray squares: charted already, do not stitch again

This page is the dark part of the chart



Key

- **DMC 823** Dark Navy Blue
- **DMC BLANC** White
- **DMC 604** Light Cranberry
- **DMC 602** Medium Cranberry
- **DMC 701** Light Green
- **DMC 435** Very Light Brown
- **DMC 703** Chartreuse
- **DMC 433** Medium Brown
- **DMC 775** Very Light Baby Blue
- **DMC 437** Light Tan
- **DMC 699** Green
- **DMC 932** Light Antique Blue
- **DMC 3752** Very Light Antique Blue
- **DMC 815** Medium Garnet
- **DMC 600** Very Dark Cranberry
- **DMC 801** Dark Coffee Brown