Preppy crochet granny square and hook

Needlepoint pattern | 90 x 126 stitches | 5 x 7 in (12.7 x 17.8 cm) on 18 mesh | 19 colors



How to stitch it



1. Each square is one tent stitch, up at 1, down at 2. Lines in continental, right to left, the canvas upside down for the next row; wide areas in basketweave.
2. Cut 18 in of thread. Start and end it without a knot left behind.
3. Mark the middle of the canvas. It is the outlined square on page 2, column 45, row 63 (DMC BLANC): start there. Count threads, not holes.
4. Go on from it: picture first, background last. Gray squares are on two pages: stitch them once.
5. When it is done, block it square.

First time? How to needlepoint: flossfield.com/needlepoint/guides/how-to-start/
How to read a chart: flossfield.com/needlepoint/guides/how-to-read-a-chart/

What you need

Canvas: blank mono canvas, 18 mesh (18 threads to the inch), cut 9 in wide x 11 in high (22.9 x 27.9 cm).

Needle: blunt tapestry, size 22. Also masking tape for the cut edges, and small scissors.

Thread: six-strand floss, 19 colors, about 21 skeins in all (an estimate). Stitch with 4 strands (5 or 6 if canvas shows).

Frame it: acid-free board and a frame.
How to frame needlepoint.

Thread list, DMC

			stitches	skeins
●	3823	Ultra Pale Yellow	1,724	2
■	BLANC	White	1,686	2
▲	823	Dark Navy Blue	1,180	1
◆	995	Dark Electric Blue	1,003	1
▼	996	Medium Electric Blue	973	1
★	727	Very Light Topaz	785	1
❖	3842	Very Dark Wedgwood	629	1
X	702	Kelly Green	548	1
H	602	Medium Cranberry	517	1
+	704	Bright Chartreuse	472	1
=	676	Light Old Gold	453	1
Z	604	Light Cranberry	304	1
A	600	Very Dark Cranberry	248	1
V	699	Green	224	1
T	3752	Very Light Antique Blue	168	1
N	726	Light Topaz	168	1
S	445	Light Lemon	136	1
K	783	Medium Topaz	72	1
E	814	Dark Garnet	50	1

Skeins are estimates: the thread a stitch takes on the front and back of 18 mesh canvas, plus 30 percent, rounded up for each color.
Thread colors are approximate screen matches to DMC numbers. Check against real thread before you buy.
For your own stitching, gifts and handmade pieces you sell. Do not resell or share this PDF or copies of it.

Preppy crochet granny square and hook

Needlepoint pattern

Columns 1 to 90, rows 1 to 67. Start at the red outline

This page is the dark part of the chart



Key

- ● **DMC 3823** Ultra Pale Yellow
- ■ **DMC BLANC** White
- ▲ **DMC 823** Dark Navy Blue
- ◆ **DMC 995** Dark Electric Blue
- ▼ **DMC 996** Medium Electric Blue
- ★ **DMC 727** Very Light Topaz
- ❖ **DMC 3842** Very Dark Wedgwood
- X **DMC 702** Kelly Green
- H **DMC 602** Medium Cranberry
- \+ **DMC 704** Bright Chartreuse
- = **DMC 676** Light Old Gold
- Z **DMC 604** Light Cranberry
- A **DMC 600** Very Dark Cranberry
- V **DMC 699** Green
- T **DMC 3752** Very Light Antique Blue
- N **DMC 726** Light Topaz
- S **DMC 445** Light Lemon
- K **DMC 783** Medium Topaz

Preppy crochet granny square and hook

Needlepoint pattern

Columns 1 to 90, rows 68 to 126. Gray squares: charted already, do not stitch again

This page is the dark part of the chart

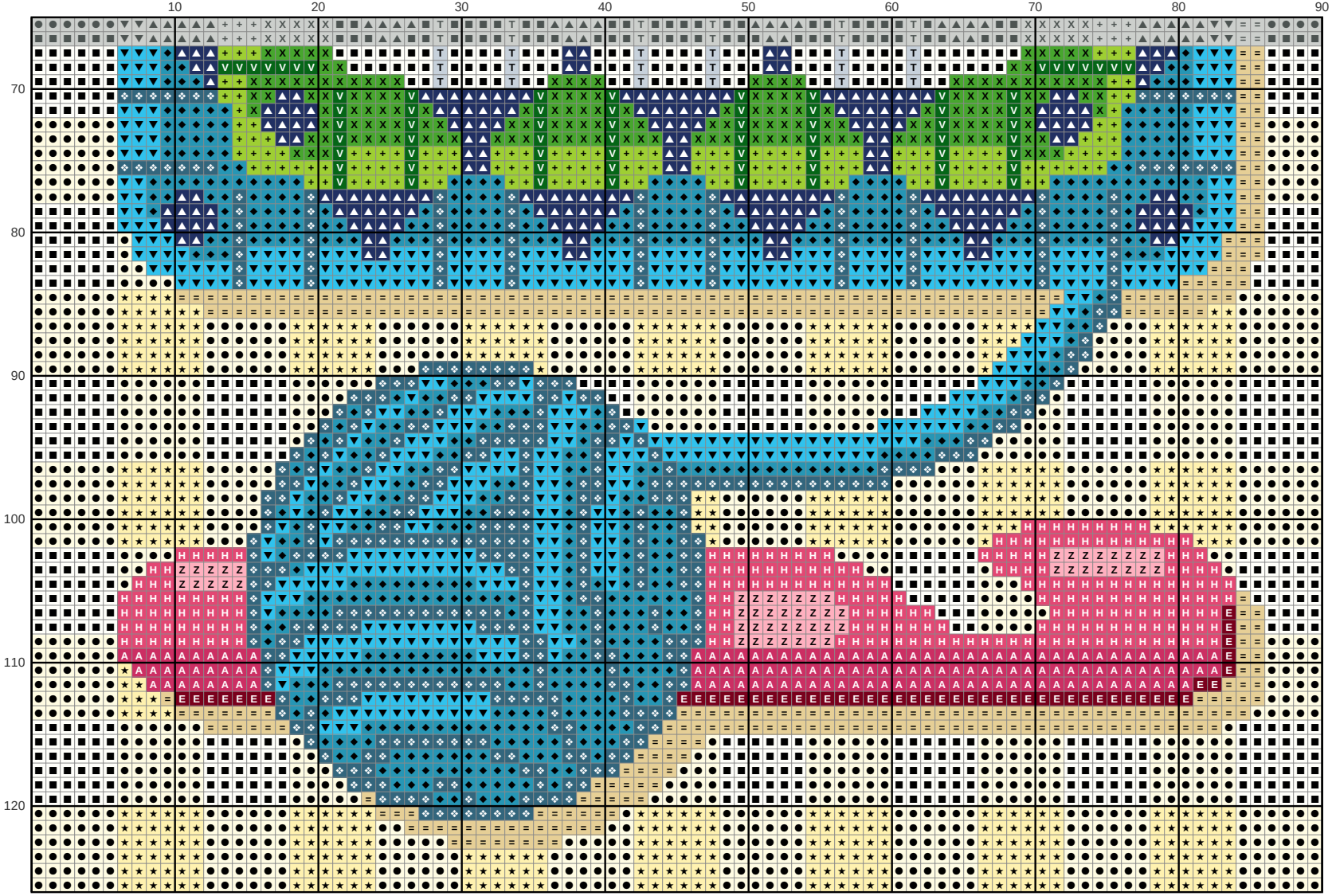

Key

- ● **DMC 3823** Ultra Pale Yellow
- ■ **DMC BLANC** White
- ▲ **DMC 823** Dark Navy Blue
- ◆ **DMC 995** Dark Electric Blue
- ▼ **DMC 996** Medium Electric Blue
- ★ **DMC 727** Very Light Topaz
- ❖ **DMC 3842** Very Dark Wedgwood
- X **DMC 702** Kelly Green
- H **DMC 602** Medium Cranberry
- \+ **DMC 704** Bright Chartreuse
- = **DMC 676** Light Old Gold
- Z **DMC 604** Light Cranberry
- A **DMC 600** Very Dark Cranberry
- V **DMC 699** Green
- T **DMC 3752** Very Light Antique Blue
- E **DMC 814** Dark Garnet