3D candy apple stand-up with a bite

Needlepoint pattern | 216 x 190 stitches | all pieces 12 x 10.6 in (30.5 x 26.8 cm) on 18 mesh | 18 colors



Thread key, DMC

			stitches	yards	skeins
●	**3811**	Very Light Turquoise	4,235	29	4
■	**666**	Bright Red	3,942	27	4
▲	**712**	Cream	1,862	13	2
◆	**817**	Very Dark Coral Red	1,641	12	2
▼	**597**	Turquoise	1,601	11	2
★	**498**	Dark Red	1,512	11	2
❖	**3765**	Very Dark Peacock Blue	1,400	10	2
X	**814**	Dark Garnet	1,156	8	1
O	**891**	Dark Carnation	1,042	8	1
+	**677**	Very Light Old Gold	861	6	1
=	**738**	Very Light Tan	788	6	1
Z	**435**	Very Light Brown	513	4	1
A	**437**	Light Tan	492	4	1
V	**433**	Medium Brown	404	3	1
T	**3706**	Medium Melon	192	2	1
N	**3801**	Very Dark Melon	122	1	1
S	**772**	Very Light Yellow Green	92	1	1
K	**801**	Dark Coffee Brown	91	1	1

One chart square is one tent stitch over one canvas intersection.

Cut the canvas at least 16 x 14.6 in (40.6 x 37 cm) for 18 mesh: the design and 2 in (5.1 cm) of margin on every side.

21,946 stitches in all, in 3 pieces: the front 104 x 140, the back 104 x 140, the base 42 x 42. Leave bare canvas between the pieces, as charted, and start each from its own center.

The chart is on 5 pages, each cut to what is stitched: bare canvas has no page, and a join falls on plain ground where it can. Pages 2, 3, 4 and 5 are turned on their side, for a part that is wider than it is tall. Where chart pages join, gray squares repeat two rows or columns. The small picture at the top of each chart page shows which part it is.

Thread: six-strand floss, 4 to 6 strands in the needle on 18 mesh (counted at 6), about 29 skeins of 8.7 yd in all. Or pearl cotton size 5, 1 strand, about 19 skeins of 27.3 yd; or Persian wool, 1 strand, about 20 skeins of 8 yd. Wool is numbered differently: match it by eye. Needle: tapestry, size 22.

Yards and skeins are estimates: the thread a stitch takes on the front and back of 18 mesh canvas, plus 30 percent, rounded up for each color (about 157 yards in all, as the thread lies in the needle).

Thread colors are approximate screen matches to DMC numbers. Check against real thread before you buy.

Make it an ornament: also have board, thin batting, backing fabric and twisted cord. Stitch two or three extra rows of background all round: the edge of the board takes them. "How to finish an ornament" is a guide linked from this pattern's page.

For your own stitching, gifts and handmade pieces you sell. Do not resell or share this PDF or copies of it.

3D candy apple stand-up with a bite

Needlepoint pattern

Chart 1 of 5: columns 2 to 108, rows 3 to 70

This page is the dark part of the chart



3D candy apple stand-up with a bite

Needlepoint pattern

Chart 2 of 5: columns 109 to 215, rows 3 to 70; gray squares repeat columns 107 and 108

This page is the dark part of the chart

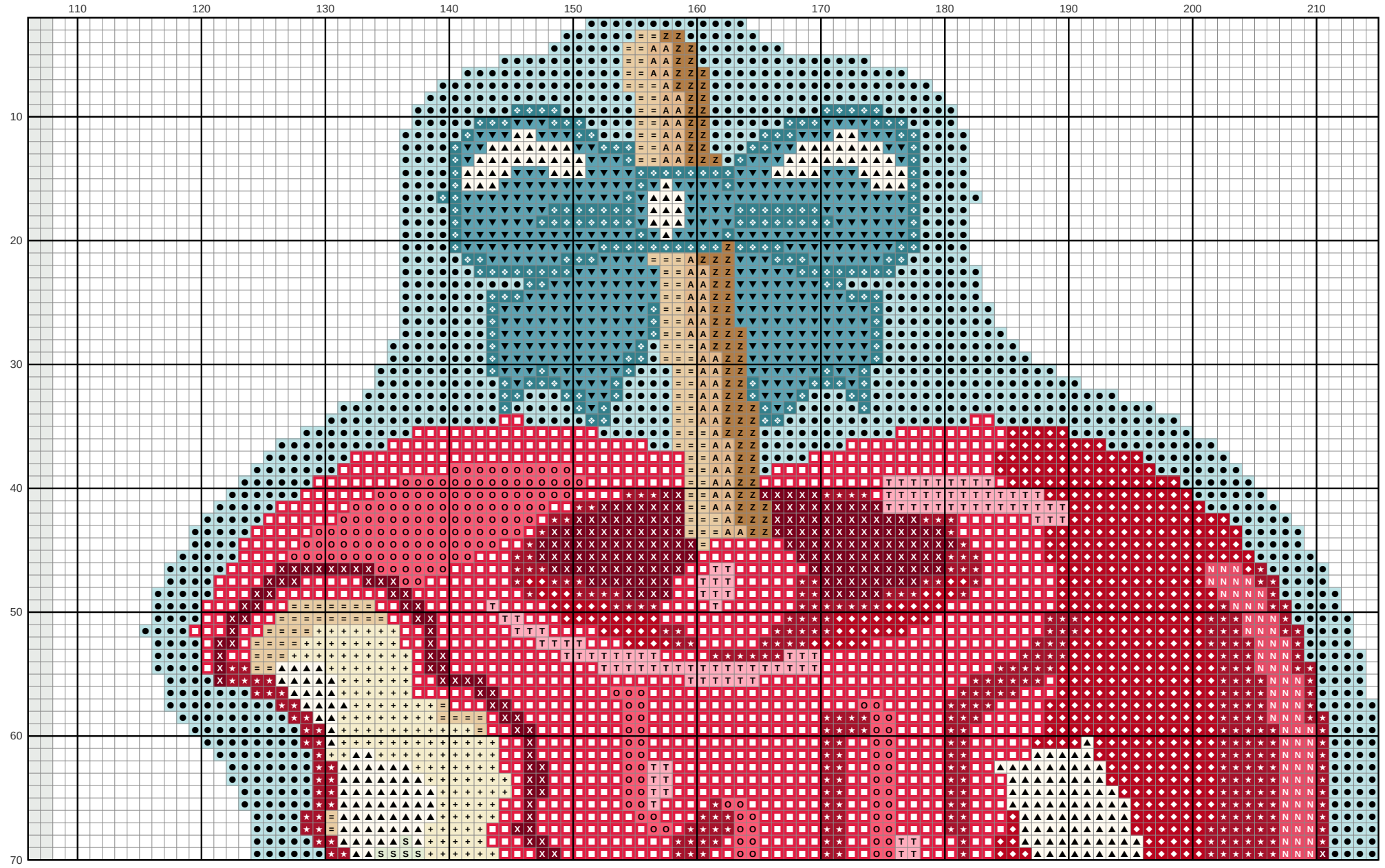

3D candy apple stand-up with a bite

Needlepoint pattern

Chart 3 of 5: columns 2 to 108, rows 71 to 139; gray squares repeat rows 69 and 70

This page is the dark part of the chart



3D candy apple stand-up with a bite

Needlepoint pattern

This page is the dark part of the chart

Chart 4 of 5: columns 109 to 215, rows 71 to 139; gray squares repeat columns 107 and 108 and rows 69 and 70

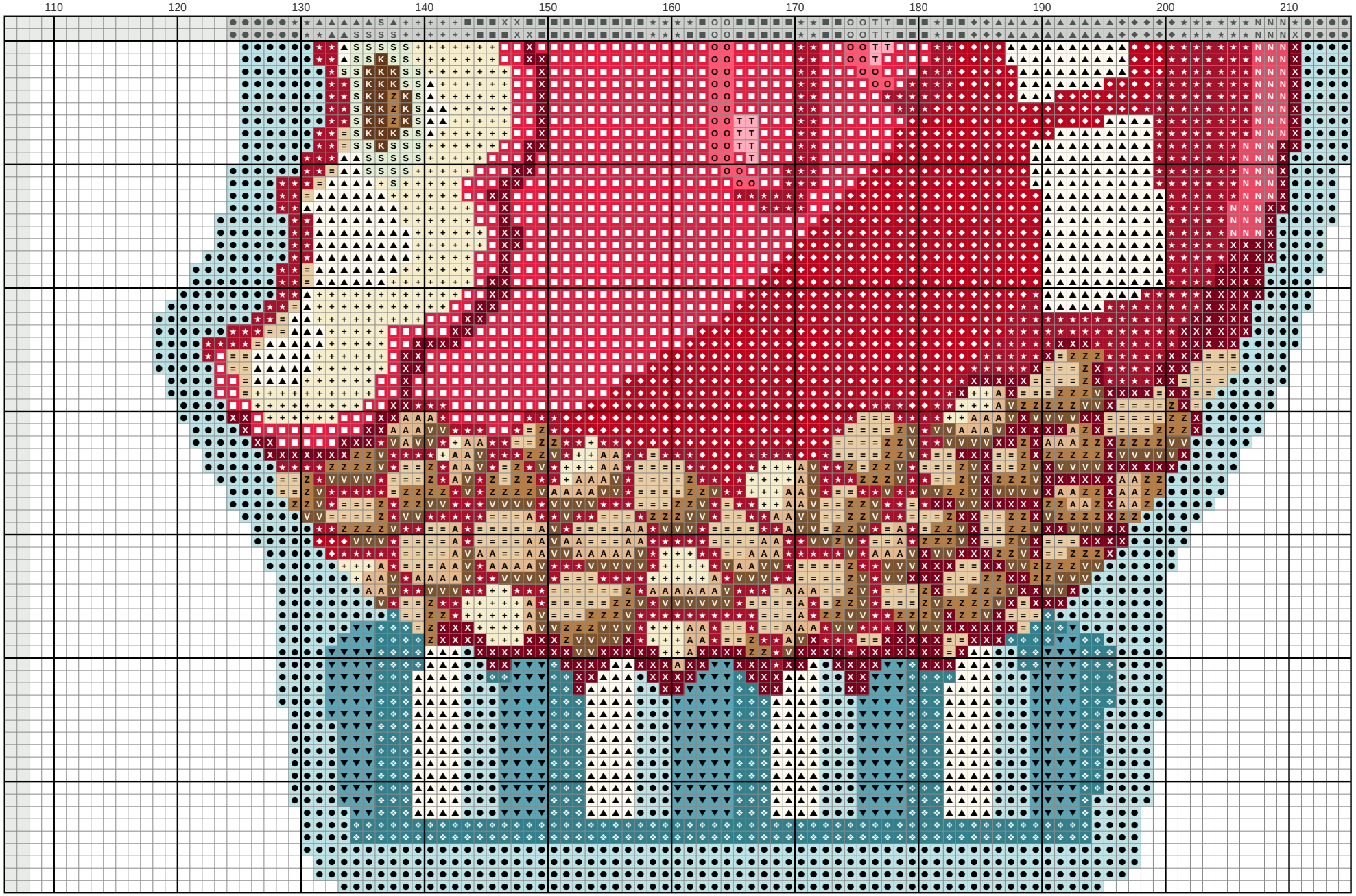

3D candy apple stand-up with a bite Needlepoint pattern

This page is the dark part of the chart



Chart 5 of 5: columns 88 to 129, rows 140 to 190; gray squares repeat rows 138 and 139



Key

- DMC 666 Bright Red
- DMC 712 Cream
- DMC 597 Turquoise
- DMC 3765 Very Dark Peacock Blue
- DMC 814 Dark Garnet
- DMC 677 Very Light Old Gold
- A DMC 437 Light Tan
- K DMC 801 Dark Coffee Brown