Preppy dog bone

Needlepoint pattern | 72 x 72 stitches | 4 x 4 in (10.2 x 10.2 cm) on 18 mesh | 14 colors



How to stitch it



1. Each square is one tent stitch, up at 1, down at 2. Lines in continental, right to left, the canvas upside down for the next row; wide areas in basketweave.
2. Cut 18 in of thread. Start and end it without a knot left behind.
3. Mark the middle of the canvas. It is the outlined square, column 36, row 36 (DMC 3770): start there. Count threads, not holes.
4. Go on from it: picture first, background last. End the thread before crossing another color.
5. Last, two more rows all round, each stitch in the color it lies beside: the board's edge hides them.

First time? How to needlepoint: flossfield.com/needlepoint/guides/how-to-start/
How to read a chart: flossfield.com/needlepoint/guides/how-to-read-a-chart/

What you need

Canvas: blank mono canvas, 18 mesh (18 threads to the inch), cut 8.5 in square (21.6 cm).

Needle: blunt tapestry, size 22. Also masking tape for the cut edges, and small scissors.

Thread: six-strand floss, 14 colors, about 16 skeins in all (an estimate). Stitch with 4 strands (5 or 6 if canvas shows).

Make it an ornament: board, thin batting, backing fabric and twisted cord.
How to finish an ornament.

Thread list, DMC

			stitches	skeins				stitches	skeins
●	**823**	Dark Navy Blue	1,401	2	X	**3727**	Light Antique Mauve	125	1
■	**605**	Very Light Cranberry	1,110	2	H	**3806**	Light Cyclamen Pink	118	1
▲	**819**	Light Baby Pink	636	1	+	**950**	Light Desert Sand	115	1
◆	**601**	Dark Cranberry	507	1	=	**433**	Medium Brown	74	1
▼	**702**	Kelly Green	328	1	Z	**907**	Light Parrot Green	56	1
★	**3770**	Very Light Tawny	314	1	A	**699**	Green	53	1
❖	**BLANC**	White	301	1	V	**436**	Tan	46	1

Skeins are estimates, with the two extra rows: the thread a stitch takes on the front and back of 18 mesh canvas, plus 30 percent, rounded up for each color.

Thread colors are approximate screen matches to DMC numbers. Check against real thread before you buy.

For your own stitching, gifts and handmade pieces you sell. Do not resell or share this PDF or copies of it.

Preppy dog bone

Needlepoint pattern

Chart: 72 x 72 stitches. Start at the red outline



Key

- ○ **DMC 823** Dark Navy Blue
- ■ **DMC 605** Very Light Cranberry
- ▲ **DMC 819** Light Baby Pink
- ◆ **DMC 601** Dark Cranberry
- ▼ **DMC 702** Kelly Green
- ★ **DMC 3770** Very Light Tawny
- ❖ **DMC BLANC** White
- X **DMC 3727** Light Antique Mauve
- H **DMC 3806** Light Cyclamen Pink
- \+ **DMC 950** Light Desert Sand
- = **DMC 433** Medium Brown
- Z **DMC 907** Light Parrot Green
- A **DMC 699** Green
- V **DMC 436** Tan