Preppy dog house

Needlepoint pattern | 90 x 90 stitches | 5 x 5 in (12.7 x 12.7 cm) on 18 mesh | 18 colors



How to stitch it



1. Each square is one tent stitch, up at 1, down at 2. Lines in continental, right to left, the canvas upside down for the next row; wide areas in basketweave.
2. Cut 18 in of thread. Start and end it without a knot left behind.
3. Mark the middle of the canvas. It is the outlined square on page 2, column 45, row 45 (DMC BLANC): start there. Count threads, not holes.
4. Go on from it: picture first, background last. Gray squares are on two pages: stitch them once.
5. Last, two more rows all round, each stitch in the color it lies beside: the opening's edge hides them.

First time? How to needlepoint: flossfield.com/needlepoint/guides/how-to-start/
How to read a chart: flossfield.com/needlepoint/guides/how-to-read-a-chart/

What you need

Canvas: blank mono canvas, 18 mesh (18 threads to the inch), cut 9.5 in square (24.1 cm).

Needle: blunt tapestry, size 22. Also masking tape for the cut edges, and small scissors.

Thread: six-strand floss, 18 colors, about 19 skeins in all (an estimate). Stitch with 4 strands (5 or 6 if canvas shows).

Fit it into a lid: the box or tray, acid-free board and backing. Measure the opening first.
How to fit it into a lid.

Thread list, DMC

			stitches	skeins
●	**828**	Ultra Very Light Sky Blue	1,260	2
■	**BLANC**	White	1,102	1
▲	**3756**	Ultra Very Light Baby Blue	930	1
◆	**702**	Kelly Green	868	1
▼	**336**	Navy Blue	806	1
★	**939**	Very Dark Navy Blue	554	1
❖	**602**	Medium Cranberry	506	1
X	**699**	Green	388	1
H	**434**	Light Brown	386	1
+	**3761**	Light Sky Blue	385	1
=	**704**	Bright Chartreuse	296	1
Z	**436**	Tan	153	1
A	**3371**	Black Brown	129	1
V	**801**	Dark Coffee Brown	117	1
T	**150**	Ultra Very Dark Dusty Rose	108	1
N	**738**	Very Light Tan	50	1
S	**437**	Light Tan	34	1
K	**604**	Light Cranberry	28	1

Skeins are estimates, with the two extra rows: the thread a stitch takes on the front and back of 18 mesh canvas, plus 30 percent, rounded up for each color.

Thread colors are approximate screen matches to DMC numbers. Check against real thread before you buy.

For your own stitching, gifts and handmade pieces you sell. Do not resell or share this PDF or copies of it.

Preppy dog house

Needlepoint pattern

Columns 1 to 49, rows 1 to 90. Start at the red outline

This page is the dark part of the chart

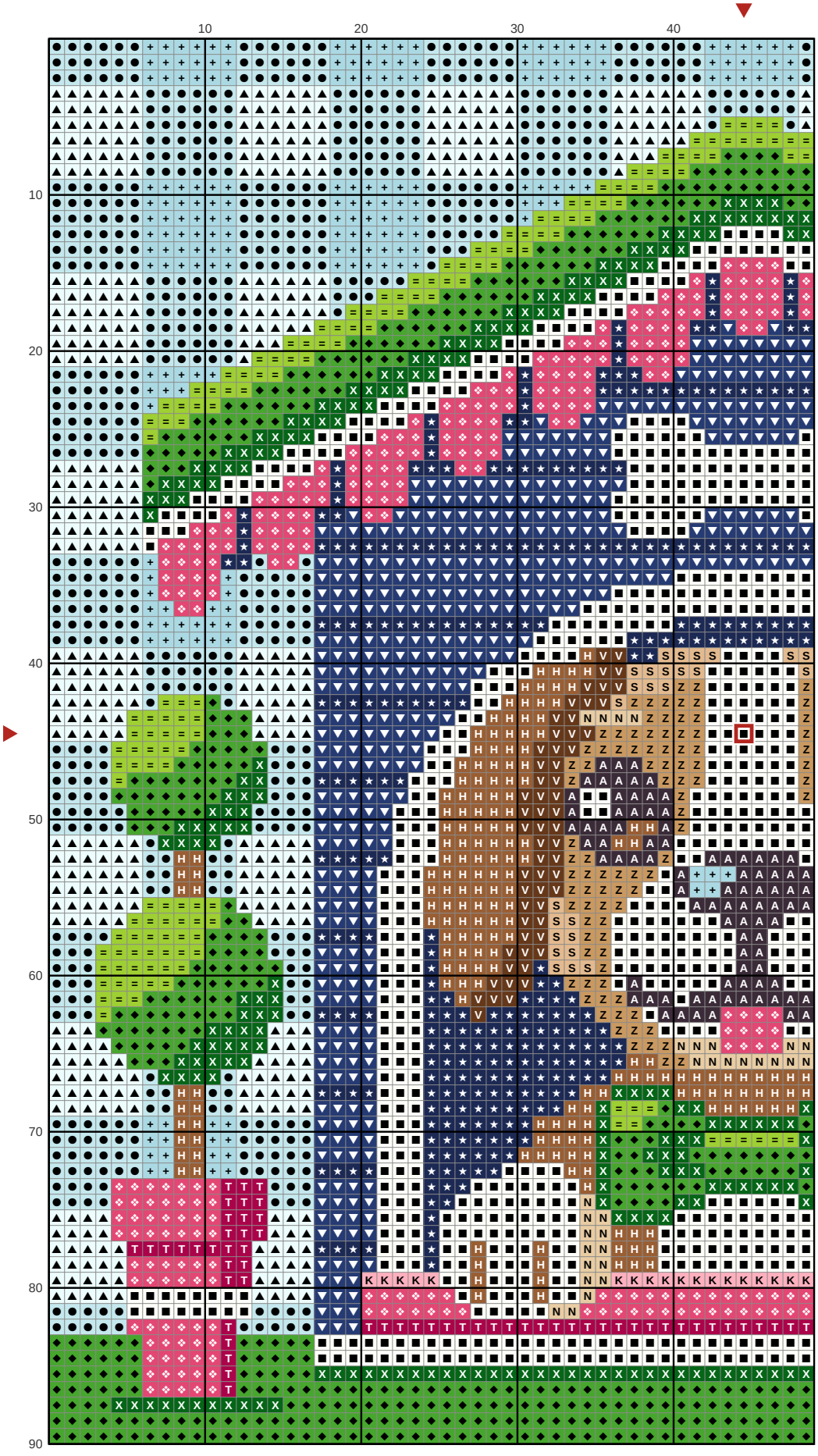

Key

- ● **DMC 828** Ultra Very Light Sky Blue
- ■ **DMC BLANC** White
- ▲ **DMC 3756** Ultra Very Light Baby Blue
- ◆ **DMC 702** Kelly Green
- ▼ **DMC 336** Navy Blue
- ★ **DMC 939** Very Dark Navy Blue
- ❖ **DMC 602** Medium Cranberry
- X **DMC 699** Green
- H **DMC 434** Light Brown
- \+ **DMC 3761** Light Sky Blue
- = **DMC 704** Bright Chartreuse
- Z **DMC 436** Tan
- A **DMC 3371** Black Brown
- V **DMC 801** Dark Coffee Brown
- T **DMC 150** Ultra Very Dark Dusty Rose
- N **DMC 738** Very Light Tan
- S **DMC 437** Light Tan
- K **DMC 604** Light Cranberry

Preppy dog house

Needlepoint pattern

Columns 50 to 90, rows 1 to 90. Gray squares: charted already, do not stitch again

This page is the dark part of the chart



Key

- ● **DMC 828** Ultra Very Light Sky Blue
- ■ **DMC BLANC** White
- ▲ **DMC 3756** Ultra Very Light Baby Blue
- ◆ **DMC 702** Kelly Green
- ▼ **DMC 336** Navy Blue
- ★ **DMC 939** Very Dark Navy Blue
- ❖ **DMC 602** Medium Cranberry
- X **DMC 699** Green
- H **DMC 434** Light Brown
- \+ **DMC 3761** Light Sky Blue
- = **DMC 704** Bright Chartreuse
- Z **DMC 436** Tan
- A **DMC 3371** Black Brown
- V **DMC 801** Dark Coffee Brown
- T **DMC 150** Ultra Very Dark Dusty Rose
- N **DMC 738** Very Light Tan
- S **DMC 437** Light Tan
- K **DMC 604** Light Cranberry