Preppy dogwood

Needlepoint pattern | 72 x 72 stitches | 4 x 4 in (10.2 x 10.2 cm) on 18 mesh | 15 colors



How to stitch it



1. Each square is one tent stitch, up at 1, down at 2. Lines in continental, right to left, the canvas upside down for the next row; wide areas in basketweave.
2. Cut 18 in of thread. Start and end it without a knot left behind.
3. Mark the middle of the canvas. It is the outlined square, column 36, row 36 (DMC 580): start there. Count threads, not holes.
4. Go on from it: picture first, background last. End the thread before crossing another color.
5. Last, two more rows all round, each stitch in the color it lies beside: the board's edge hides them.

First time? How to needlepoint: flossfield.com/needlepoint/guides/how-to-start/
How to read a chart: flossfield.com/needlepoint/guides/how-to-read-a-chart/

What you need

Canvas: blank mono canvas, 18 mesh (18 threads to the inch), cut 8.5 in square (21.6 cm).

Needle: blunt tapestry, size 22. Also masking tape for the cut edges, and small scissors.

Thread: six-strand floss, 15 colors, about 15 skeins in all (an estimate). Stitch with 4 strands (5 or 6 if canvas shows).

Make it an ornament: board, thin batting, backing fabric and twisted cord.
How to finish an ornament.

Thread list, DMC

			stitches	skeins
●	**15**	Apple Green	926	1
■	**3865**	Winter White	736	1
▲	**3806**	Light Cyclamen Pink	596	1
◆	**605**	Very Light Cranberry	502	1
▼	**150**	Ultra Very Dark Dusty Rose	443	1
★	**3805**	Cyclamen Pink	422	1
❖	**3818**	Ultra Very Dark Emerald Green	405	1
X	**703**	Chartreuse	383	1
H	**911**	Medium Emerald Green	238	1
+	**3804**	Dark Cyclamen Pink	193	1
=	**902**	Very Dark Garnet	122	1
Z	**580**	Dark Moss Green	80	1
A	**921**	Copper	56	1
V	**166**	Medium Light Moss Green	55	1
T	**165**	Very Light Moss Green	27	1

Skeins are estimates, with the two extra rows: the thread a stitch takes on the front and back of 18 mesh canvas, plus 30 percent, rounded up for each color.

Thread colors are approximate screen matches to DMC numbers. Check against real thread before you buy.

For your own stitching, gifts and handmade pieces you sell. Do not resell or share this PDF or copies of it.

Preppy dogwood

Needlepoint pattern

Chart: 72 x 72 stitches. Start at the red outline



Key

- ● **DMC 15** Apple Green
- ■ **DMC 3865** Winter White
- ▲ **DMC 3806** Light Cyclamen Pink
- ◆ **DMC 605** Very Light Cranberry
- ▼ **DMC 150** Ultra Very Dark Dusty Rose
- ★ **DMC 3805** Cyclamen Pink
- ❖ **DMC 3818** Ultra Very Dark Emerald Green
- X **DMC 703** Chartreuse
- H **DMC 911** Medium Emerald Green
- \+ **DMC 3804** Dark Cyclamen Pink
- = **DMC 902** Very Dark Garnet
- Z **DMC 580** Dark Moss Green
- A **DMC 921** Copper
- V **DMC 166** Medium Light Moss Green
- T **DMC 165** Very Light Moss Green