Preppy dove

Needlepoint pattern | 90 x 90 stitches | 5 x 5 in (12.7 x 12.7 cm) on 18 mesh | 12 colors



How to stitch it



1. Each square is one tent stitch, up at 1, down at 2. Lines in continental, right to left, the canvas upside down for the next row; wide areas in basketweave.
2. Cut 18 in of thread. Start and end it without a knot left behind.
3. Mark the middle of the canvas. It is the outlined square on page 2, column 45, row 45 (DMC BLANC): start there. Count threads, not holes.
4. Go on from it: picture first, background last. Gray squares are on two pages: stitch them once.
5. Last, two more rows all round in DMC 699: the opening's edge hides them.

First time? How to needlepoint: flossfield.com/needlepoint/guides/how-to-start/
How to read a chart: flossfield.com/needlepoint/guides/how-to-read-a-chart/

What you need

Canvas: blank mono canvas, 18 mesh (18 threads to the inch), cut 9.5 in square (24.1 cm).

Needle: blunt tapestry, size 22. Also masking tape for the cut edges, and small scissors.

Thread: six-strand floss, 12 colors, about 15 skeins in all (an estimate). Stitch with 4 strands (5 or 6 if canvas shows).

Fit it into a lid: the box or tray, acid-free board and backing. Measure the opening first.
How to fit it into a lid.

Thread list, DMC

			stitches	skeins				stitches	skeins
●	**3805**	Cyclamen Pink	2,397	2	❖	**704**	Bright Chartreuse	212	1
■	**BLANC**	White	2,196	2	X	**3755**	Baby Blue	149	1
▲	**699**	Green	1,566	2	H	**890**	Ultra Dark Pistachio Green	113	1
◆	**3325**	Light Baby Blue	709	1	+	**823**	Dark Navy Blue	20	1
▼	**3841**	Pale Baby Blue	485	1	=	**742**	Light Tangerine	19	1
★	**726**	Light Topaz	224	1	Z	**720**	Dark Orange Spice	10	1

Skeins are estimates, with the two extra rows: the thread a stitch takes on the front and back of 18 mesh canvas, plus 30 percent, rounded up for each color.

Thread colors are approximate screen matches to DMC numbers. Check against real thread before you buy.

For your own stitching, gifts and handmade pieces you sell. Do not resell or share this PDF or copies of it.

Preppy dove Needlepoint pattern

Columns 1 to 49, rows 1 to 90. Start at the red outline

This page is the dark part of the chart



Key

- **DMC 3805** Cyclamen Pink
- **DMC BLANC** White
- **DMC 699** Green
- **DMC 3325** Light Baby Blue
- **DMC 3841** Pale Baby Blue
- **DMC 726** Light Topaz
- **DMC 704** Bright Chartreuse
- **DMC 3755** Baby Blue
- **DMC 890** Ultra Dark Pistachio Green
- **DMC 823** Dark Navy Blue
- **DMC 742** Light Tangerine
- **DMC 720** Dark Orange Spice

Preppy dove Needlepoint pattern

Columns 50 to 90, rows 1 to 90. Gray squares: charted already, do not stitch again

This page is the dark part of the chart



Key

- **DMC 3805** Cyclamen Pink
- **DMC BLANC** White
- **DMC 699** Green
- **DMC 3325** Light Baby Blue
- **DMC 726** Light Topaz
- **DMC 3755** Baby Blue