Preppy drafting tools in bright color

Needlepoint pattern | 160 x 160 stitches | 16 x 16 in (40.6 x 40.6 cm) on 10 mesh | 18 colors



How to stitch it



1. Each square is one tent stitch, up at 1, down at 2. Lines in continental, right to left, the canvas upside down for the next row; wide areas in basketweave.
2. Cut 18 in of thread. Start and end it without a knot left behind.
3. Mark the middle of the canvas. It is the outlined square on page 5, column 80, row 80 (DMC 605): start there. Count threads, not holes.
4. Go on from it: picture first, background last. Gray squares are on two pages: stitch them once.
5. Last, two more rows all round in DMC 602: the seam hides them.

First time? How to needlepoint: flossfield.com/needlepoint/guides/how-to-start/
How to read a chart: flossfield.com/needlepoint/guides/how-to-read-a-chart/

What you need

Canvas: blank mono canvas, 10 mesh (10 threads to the inch), cut 20.5 in square (52.1 cm).

Needle: blunt tapestry, size 18. Also masking tape for the cut edges, and small scissors.

Thread: pearl cotton size 3, 18 colors, about 49 skeins in all (an estimate). Stitch with 2 lengths together.

Make it a pillow: backing fabric, an insert the size of the stitching or an inch larger, and cord or piping for the edge. How to finish a pillow.

Thread list, DMC

			stitches	skeins
●	**823**	Dark Navy Blue	8,230	13
■	**726**	Light Topaz	5,292	8
▲	**602**	Medium Cranberry	3,101	7
◆	**702**	Kelly Green	2,380	4
▼	**741**	Medium Tangerine	1,256	2
★	**BLANC**	White	1,128	2
❖	**3846**	Light Bright Turquoise	1,100	2
X	**704**	Bright Chartreuse	536	1
H	**762**	Very Light Pearl Gray	524	1
+	**699**	Green	504	1
=	**318**	Light Steel Gray	440	1
Z	**747**	Very Light Sky Blue	289	1
A	**3844**	Dark Bright Turquoise	289	1
V	**605**	Very Light Cranberry	196	1
T	**414**	Dark Steel Gray	178	1
N	**738**	Very Light Tan	73	1
S	**436**	Tan	51	1
K	**600**	Very Dark Cranberry	33	1

Skeins are estimates, with the two extra rows: the thread a stitch takes on the front and back of 10 mesh canvas, plus 30 percent, rounded up for each color.

Thread colors are approximate screen matches to DMC numbers. Check against real thread before you buy.

For your own stitching, gifts and handmade pieces you sell. Do not resell or share this PDF or copies of it.

Preppy drafting tools in bright color

Needlepoint pattern

Columns 1 to 84, rows 1 to 69

This page is the dark part of the chart

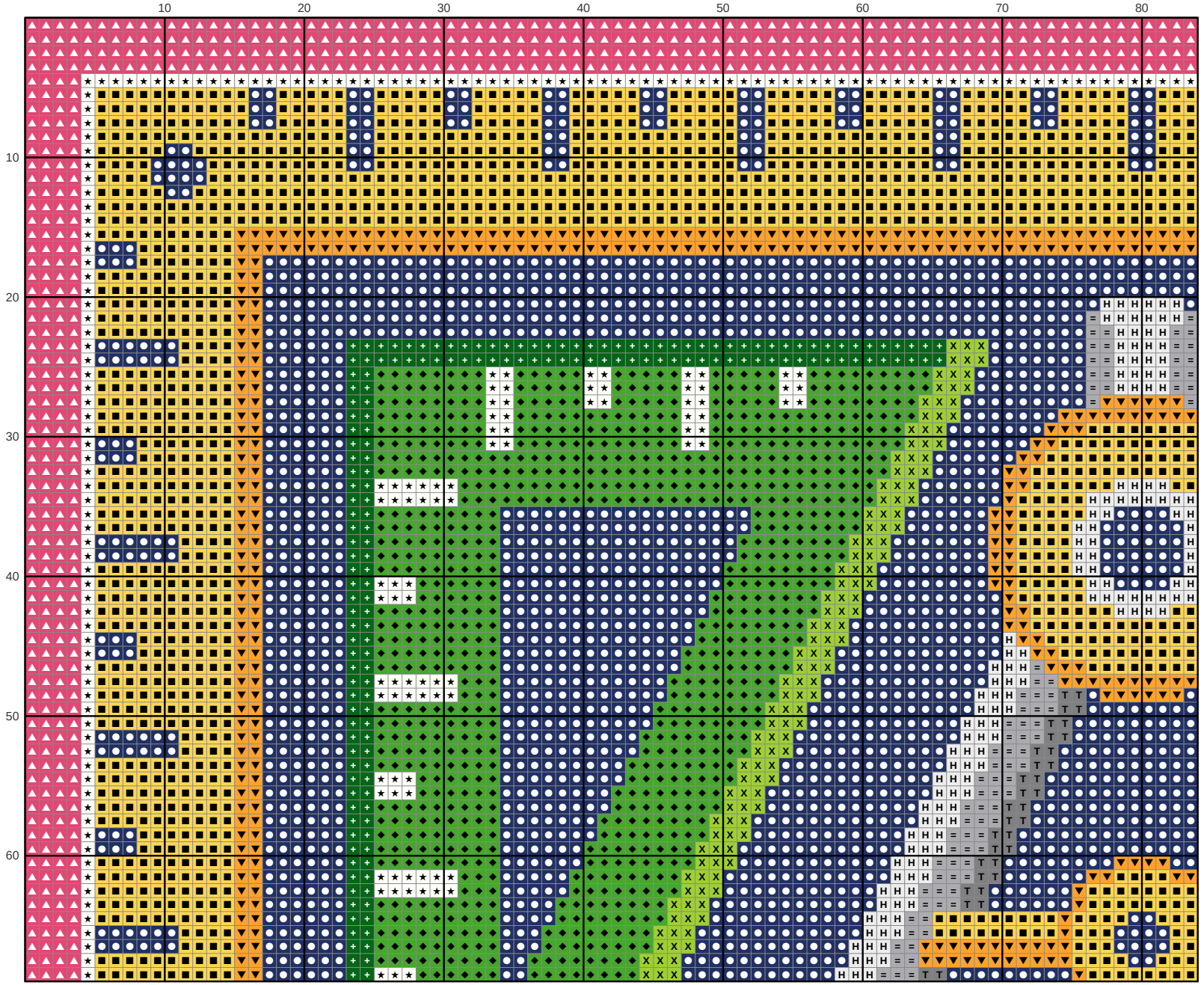

Key

- **DMC 823** Dark Navy Blue
- **DMC 726** Light Topaz
- **DMC 602** Medium Cranberry
- **DMC 702** Kelly Green
- **DMC 741** Medium Tangerine
- **DMC BLANC** White
- **DMC 704** Bright Chartreuse
- **DMC 762** Very Light Pearl Gray
- **DMC 699** Green
- **DMC 318** Light Steel Gray
- **DMC 414** Dark Steel Gray

Preppy drafting tools in bright color

Needlepoint pattern

Columns 85 to 160, rows 1 to 69. Gray squares: charted already, do not stitch again

This page is the dark part of the chart

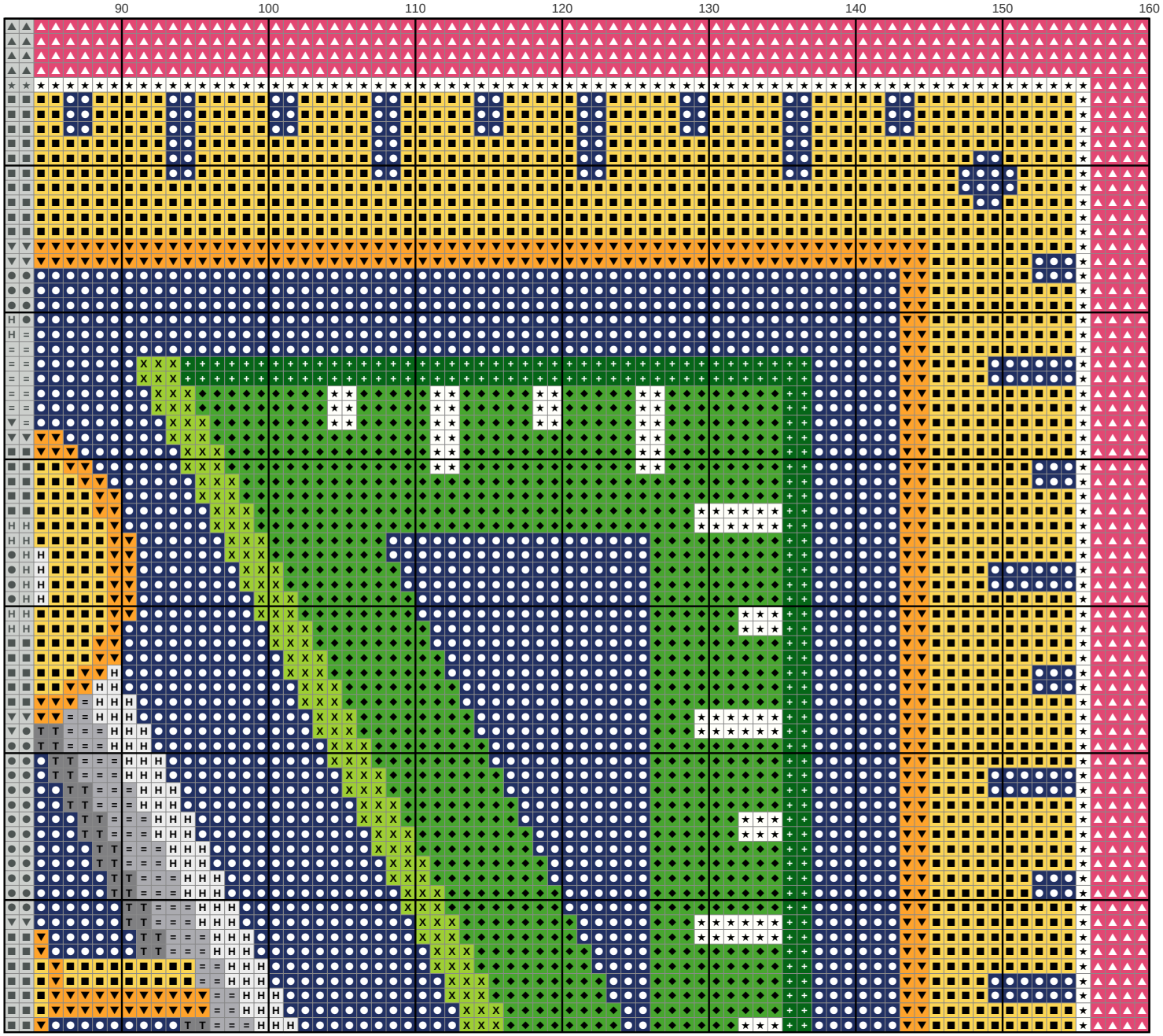

Key

- **DMC 823** Dark Navy Blue
- **DMC 726** Light Topaz
- **DMC 602** Medium Cranberry
- **DMC 702** Kelly Green
- **DMC 741** Medium Tangerine
- **DMC BLANC** White
- **DMC 704** Bright Chartreuse
- **DMC 762** Very Light Pearl Gray
- **DMC 699** Green
- **DMC 318** Light Steel Gray
- **DMC 414** Dark Steel Gray

Preppy drafting tools in bright color

Needlepoint pattern

Columns 1 to 54, rows 70 to 160. Gray squares: charted already, do not stitch again

This page is the dark part of the chart



Key

- **DMC 823** Dark Navy Blue
- **DMC 726** Light Topaz
- **DMC 602** Medium Cranberry
- **DMC 702** Kelly Green
- **DMC 741** Medium Tangerine
- **DMC BLANC** White
- **DMC 3846** Light Bright Turquoise
- **DMC 704** Bright Chartreuse
- **DMC 762** Very Light Pearl Gray
- **DMC 699** Green
- **DMC 318** Light Steel Gray
- **DMC 747** Very Light Sky Blue
- **DMC 3844** Dark Bright Turquoise
- **DMC 605** Very Light Cranberry
- **DMC 414** Dark Steel Gray
- **DMC 600** Very Dark Cranberry

Preppy drafting tools in bright color

Needlepoint pattern

Columns 55 to 107, rows 70 to 160. Start at the red outline. Gray squares: charted already, do not stitch again

This page is the dark part of the chart



Key

- **DMC 823** Dark Navy Blue
- **DMC 726** Light Topaz
- **DMC 602** Medium Cranberry
- **DMC 741** Medium Tangerine
- **DMC BLANC** White
- **DMC 3846** Light Bright Turquoise
- **H** **DMC 762** Very Light Pearl Gray
- **=** **DMC 318** Light Steel Gray
- **Z** **DMC 747** Very Light Sky Blue
- **A** **DMC 3844** Dark Bright Turquoise
- **V** **DMC 605** Very Light Cranberry
- **T** **DMC 414** Dark Steel Gray

Preppy drafting tools in bright color

Needlepoint pattern

Columns 108 to 160, rows 70 to 160. Gray squares: charted already, do not stitch again

This page is the dark part of the chart



Key

- **DMC 823** Dark Navy Blue
- **DMC 726** Light Topaz
- **DMC 602** Medium Cranberry
- **DMC 702** Kelly Green
- **DMC 741** Medium Tangerine
- **DMC BLANC** White
- **DMC 3846** Light Bright Turquoise
- **DMC 704** Bright Chartreuse
- **DMC 762** Very Light Pearl Gray
- **DMC 699** Green
- **DMC 318** Light Steel Gray
- **DMC 747** Very Light Sky Blue
- **DMC 3844** Dark Bright Turquoise
- **DMC 414** Dark Steel Gray
- **DMC 738** Very Light Tan
- **DMC 436** Tan