Preppy eagle

Needlepoint pattern | 90 x 126 stitches | 5 x 7 in (12.7 x 17.8 cm) on 18 mesh | 17 colors



How to stitch it



1. Each square is one tent stitch, up at 1, down at 2. Lines in continental, right to left, the canvas upside down for the next row; wide areas in basketweave.
2. Cut 18 in of thread. Start and end it without a knot left behind.
3. Mark the middle of the canvas. It is the outlined square on page 2, column 45, row 63 (DMC 823): start there. Count threads, not holes.
4. Go on from it: picture first, background last. Gray squares are on two pages: stitch them once.
5. When it is done, block it square.

First time? How to needlepoint: flossfield.com/needlepoint/guides/how-to-start/
How to read a chart: flossfield.com/needlepoint/guides/how-to-read-a-chart/

What you need

Canvas: blank mono canvas, 18 mesh (18 threads to the inch), cut 9 in wide x 11 in high (22.9 x 27.9 cm).

Needle: blunt tapestry, size 22. Also masking tape for the cut edges, and small scissors.

Thread: six-strand floss, 17 colors, about 22 skeins in all (an estimate). Stitch with 4 strands (5 or 6 if canvas shows).

Frame it: acid-free board and a frame.
How to frame needlepoint.

Thread list, DMC

			stitches	skeins
●	3761	Light Sky Blue	3,920	4
□	823	Dark Navy Blue	1,662	2
▲	BLANC	White	1,612	2
◆	939	Very Dark Navy Blue	1,119	1
▼	321	Red	901	1
★	336	Navy Blue	657	1
❖	334	Medium Baby Blue	558	1
X	437	Light Tan	247	1
H	725	Medium Light Topaz	139	1
+	739	Ultra Very Light Tan	113	1
=	932	Light Antique Blue	88	1
Z	322	Dark Baby Blue	84	1
A	783	Medium Topaz	62	1
V	3753	Ultra Very Light Antique Blue	62	1
T	434	Light Brown	54	1
N	3705	Dark Melon	36	1
S	815	Medium Garnet	26	1

Skeins are estimates: the thread a stitch takes on the front and back of 18 mesh canvas, plus 30 percent, rounded up for each color.
Thread colors are approximate screen matches to DMC numbers. Check against real thread before you buy.
For your own stitching, gifts and handmade pieces you sell. Do not resell or share this PDF or copies of it.

Preppy eagle

Needlepoint pattern

Columns 1 to 90, rows 1 to 63. Start at the red outline

This page is the dark part of the chart



Key

- **DMC 3761** Light Sky Blue
- **DMC 823** Dark Navy Blue
- **DMC BLANC** White
- **DMC 939** Very Dark Navy Blue
- **DMC 321** Red
- **DMC 336** Navy Blue
- **DMC 334** Medium Baby Blue
- **DMC 725** Medium Light Topaz
- **DMC 322** Dark Baby Blue
- **DMC 783** Medium Topaz
- **DMC 3753** Ultra Very Light Antique Blue
- **DMC 3705** Dark Melon
- **DMC 815** Medium Garnet

Preppy eagle

Needlepoint pattern

Columns 1 to 90, rows 64 to 126. Gray squares: charted already, do not stitch again

This page is the dark part of the chart



Key

- ● **DMC 3761** Light Sky Blue
- □ **DMC 823** Dark Navy Blue
- ▲ **DMC BLANC** White
- ◆ **DMC 939** Very Dark Navy Blue
- ▼ **DMC 321** Red
- ★ **DMC 336** Navy Blue
- ❖ **DMC 334** Medium Baby Blue
- X **DMC 437** Light Tan
- H **DMC 725** Medium Light Topaz
- \+ **DMC 739** Ultra Very Light Tan
- = **DMC 932** Light Antique Blue
- Z **DMC 322** Dark Baby Blue
- A **DMC 783** Medium Topaz
- T **DMC 434** Light Brown