Preppy snowy egret with palmettos

Needlepoint pattern | 90 x 126 stitches | 5 x 7 in (12.7 x 17.8 cm) on 18 mesh | 16 colors



How to stitch it



1. Each square is one tent stitch, up at 1, down at 2. Lines in continental, right to left, the canvas upside down for the next row; wide areas in basketweave.
2. Cut 18 in of thread. Start and end it without a knot left behind.
3. Mark the middle of the canvas. It is the outlined square on page 2, column 45, row 63 (DMC BLANC): start there. Count threads, not holes.
4. Go on from it: picture first, background last. Gray squares are on two pages: stitch them once.
5. When it is done, block it square.

First time? How to needlepoint: flossfield.com/needlepoint/guides/how-to-start/
How to read a chart: flossfield.com/needlepoint/guides/how-to-read-a-chart/

What you need

Canvas: blank mono canvas, 18 mesh (18 threads to the inch), cut 9 in wide x 11 in high (22.9 x 27.9 cm).

Needle: blunt tapestry, size 22. Also masking tape for the cut edges, and small scissors.

Thread: six-strand floss, 16 colors, about 21 skeins in all (an estimate). Stitch with 4 strands (5 or 6 if canvas shows).

Frame it: acid-free board and a frame.
How to frame needlepoint.

Thread list, DMC

			stitches	skeins
●	**893**	Light Carnation	1,671	2
■	**BLANC**	White	1,630	2
▲	**892**	Medium Carnation	1,627	2
◆	**703**	Chartreuse	1,511	2
▼	**336**	Navy Blue	1,297	2
★	**891**	Dark Carnation	1,248	1
❖	**3820**	Dark Straw	712	1
X	**700**	Bright Green	700	1
H	**895**	Very Dark Hunter Green	395	1
+	**3841**	Pale Baby Blue	168	1
=	**310**	Black	155	1
Z	**444**	Dark Lemon	93	1
A	**932**	Light Antique Blue	49	1
V	**931**	Medium Antique Blue	39	1
T	**972**	Deep Canary	32	1
N	**413**	Dark Pewter Gray	13	1

Skeins are estimates: the thread a stitch takes on the front and back of 18 mesh canvas, plus 30 percent, rounded up for each color.
Thread colors are approximate screen matches to DMC numbers. Check against real thread before you buy.
For your own stitching, gifts and handmade pieces you sell. Do not resell or share this PDF or copies of it.

Preppy snowy egret with palmettos

Needlepoint pattern

Columns 1 to 90, rows 1 to 67. Start at the red outline

This page is the dark part of the chart

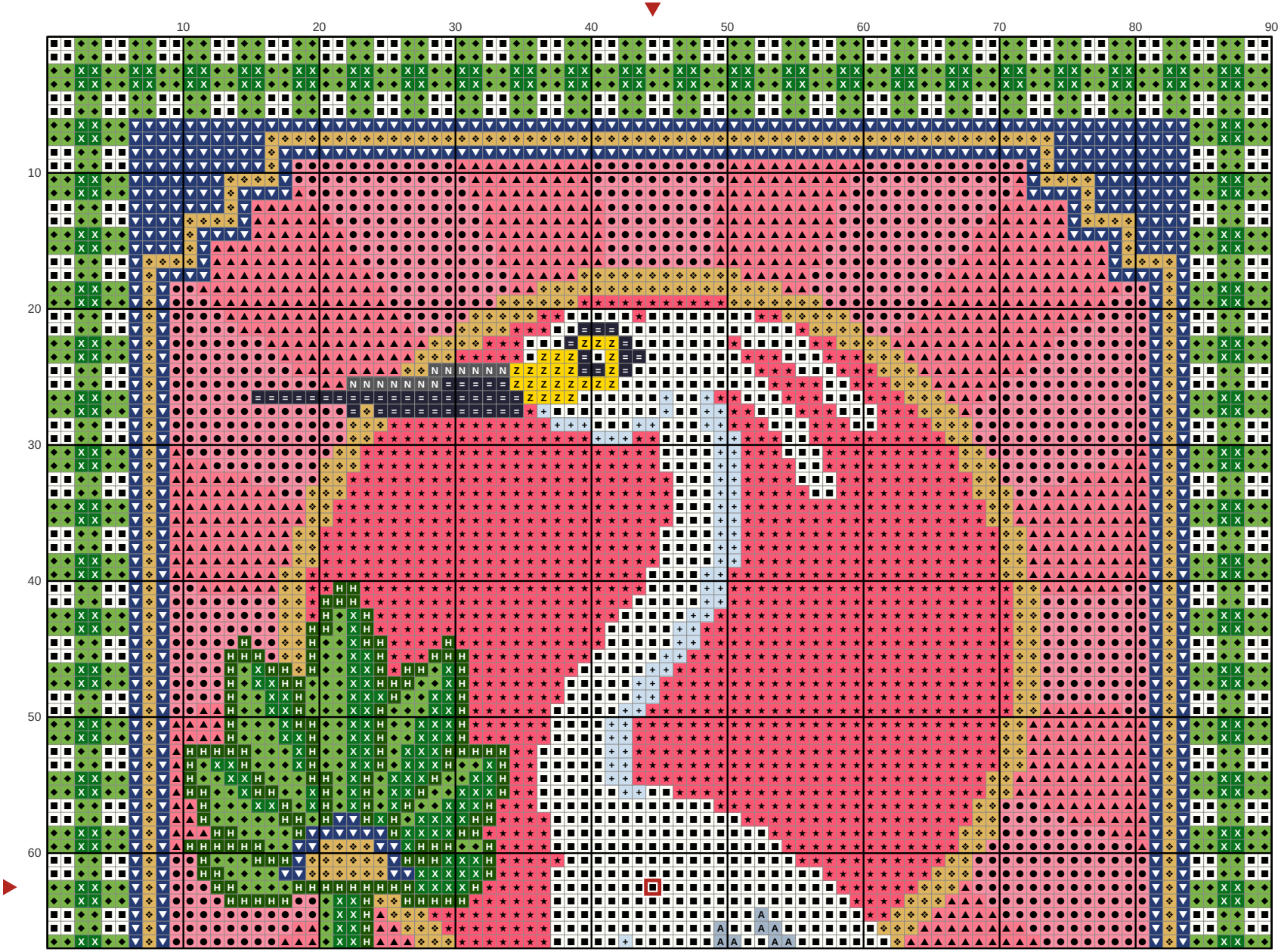

Key

- DMC 893 Light Carnation
- DMC BLANC White
- DMC 892 Medium Carnation
- DMC 703 Chartreuse
- DMC 336 Navy Blue
- DMC 891 Dark Carnation
- DMC 3820 Dark Straw
- DMC 700 Bright Green
- DMC 895 Very Dark Hunter Green
- DMC 3841 Pale Baby Blue
- DMC 310 Black
- DMC 444 Dark Lemon
- DMC 932 Light Antique Blue
- DMC 413 Dark Pewter Gray

Preppy snowy egret with palmettos

Needlepoint pattern

Columns 1 to 90, rows 68 to 126. Gray squares: charted already, do not stitch again

This page is the dark part of the chart



Key

- ● **DMC 893** Light Carnation
- ■ **DMC BLANC** White
- ▲ **DMC 892** Medium Carnation
- ◆ **DMC 703** Chartreuse
- ▼ **DMC 336** Navy Blue
- ★ **DMC 891** Dark Carnation
- ❖ **DMC 3820** Dark Straw
- X **DMC 700** Bright Green
- H **DMC 895** Very Dark Hunter Green
- \+ **DMC 3841** Pale Baby Blue
- = **DMC 310** Black
- Z **DMC 444** Dark Lemon
- A **DMC 932** Light Antique Blue
- V **DMC 931** Medium Antique Blue
- T **DMC 972** Deep Canary