# Preppy espresso martini

Needlepoint pattern | 90 x 90 stitches | 5 x 5 in (12.7 x 12.7 cm) on 18 mesh | 18 colors



## How to stitch it




1. Each square is one tent stitch, up at 1, down at 2. Lines in continental, right to left, the canvas upside down for the next row; wide areas in basketweave.
2. Cut 18 in of thread. Start and end it without a knot left behind.
3. Mark the middle of the canvas. It is the outlined square on page 2, column 45, row 45 (DMC 3845): start there. Count threads, not holes.
4. Go on from it: picture first, background last. Gray squares are on two pages: stitch them once.
5. Last, two more rows all round, each stitch in the color it lies beside: the opening's edge hides them.

First time? How to needlepoint: flossfield.com/needlepoint/guides/how-to-start/
How to read a chart: flossfield.com/needlepoint/guides/how-to-read-a-chart/

## What you need

**Canvas:** blank mono canvas, 18 mesh (18 threads to the inch), cut 9.5 in square (24.1 cm).

**Needle:** blunt tapestry, size 22. Also masking tape for the cut edges, and small scissors.

**Thread:** six-strand floss, 18 colors, about 20 skeins in all (an estimate). Stitch with 4 strands (5 or 6 if canvas shows).

**Fit it into a lid:** the box or tray, acid-free board and backing. Measure the opening first.
How to fit it into a lid.

## Thread list, DMC

| | | | stitches | skeins | | | | stitches | skeins |
|---|---|---|---|---|---|---|---|---|---|
| ● | **352** | Light Coral | 1,397 | 2 | + | **434** | Light Brown | 176 | 1 |
| □ | **823** | Dark Navy Blue | 1,179 | 1 | = | **3761** | Light Sky Blue | 171 | 1 |
| ▲ | **350** | Medium Coral | 1,116 | 2 | Z | **801** | Dark Coffee Brown | 128 | 1 |
| ◆ | **3845** | Medium Bright Turquoise | 1,087 | 1 | A | **797** | Royal Blue | 125 | 1 |
| ▼ | **3844** | Dark Bright Turquoise | 893 | 1 | V | **436** | Tan | 123 | 1 |
| ★ | **BLANC** | White | 621 | 1 | T | **703** | Chartreuse | 107 | 1 |
| ❖ | **817** | Very Dark Coral Red | 326 | 1 | N | **699** | Green | 104 | 1 |
| X | **351** | Coral | 227 | 1 | S | **738** | Very Light Tan | 61 | 1 |
| H | **739** | Ultra Very Light Tan | 198 | 1 | K | **938** | Ultra Dark Coffee Brown | 61 | 1 |

Skeins are estimates, with the two extra rows: the thread a stitch takes on the front and back of 18 mesh canvas, plus 30 percent, rounded up for each color.

Thread colors are approximate screen matches to DMC numbers. Check against real thread before you buy.

For your own stitching, gifts and handmade pieces you sell. Do not resell or share this PDF or copies of it.

# Preppy espresso martini

Needlepoint pattern

Columns 1 to 49, rows 1 to 90. Start at the red outline

This page is the dark part of the chart




## Key

- ● **DMC 352** Light Coral
- ■ **DMC 823** Dark Navy Blue
- ▲ **DMC 350** Medium Coral
- ◆ **DMC 3845** Medium Bright Turquoise
- ▼ **DMC 3844** Dark Bright Turquoise
- ★ **DMC BLANC** White
- ❖ **DMC 817** Very Dark Coral Red
- X **DMC 351** Coral
- H **DMC 739** Ultra Very Light Tan
- \+ **DMC 434** Light Brown
- = **DMC 3761** Light Sky Blue
- Z **DMC 801** Dark Coffee Brown
- A **DMC 797** Royal Blue
- V **DMC 436** Tan
- T **DMC 703** Chartreuse
- S **DMC 738** Very Light Tan

# Preppy espresso martini

Needlepoint pattern

Columns 50 to 90, rows 1 to 90. Gray squares: charted already, do not stitch again

This page is the dark part of the chart




## Key

- ● **DMC 352** Light Coral
- ■ **DMC 823** Dark Navy Blue
- ▲ **DMC 350** Medium Coral
- ◆ **DMC 3845** Medium Bright Turquoise
- ▼ **DMC 3844** Dark Bright Turquoise
- ★ **DMC BLANC** White
- ❖ **DMC 817** Very Dark Coral Red
- X **DMC 351** Coral
- H **DMC 739** Ultra Very Light Tan
- \+ **DMC 434** Light Brown
- = **DMC 3761** Light Sky Blue
- Z **DMC 801** Dark Coffee Brown
- A **DMC 797** Royal Blue
- V **DMC 436** Tan
- T **DMC 703** Chartreuse
- N **DMC 699** Green
- S **DMC 738** Very Light Tan
- K **DMC 938** Ultra Dark Coffee Brown