Preppy fireworks

Needlepoint pattern | 104 x 104 stitches | 8 x 8 in (20.3 x 20.3 cm) on 13 mesh | 18 colors



How to stitch it



1. Each square is one tent stitch, up at 1, down at 2. Lines in continental, right to left, the canvas upside down for the next row; wide areas in basketweave.
2. Cut 18 in of thread. Start and end it without a knot left behind.
3. Mark the middle of the canvas. It is the outlined square on page 2, column 52, row 52 (DMC 726): start there. Count threads, not holes.
4. Go on from it: picture first, background last. Gray squares are on two pages: stitch them once.
5. Last, two more rows all round in DMC 601: the seam hides them.

First time? How to needlepoint: flossfield.com/needlepoint/guides/how-to-start/
How to read a chart: flossfield.com/needlepoint/guides/how-to-read-a-chart/

What you need

Canvas: blank mono canvas, 13 mesh (13 threads to the inch), cut 12.5 in square (31.8 cm).

Needle: blunt tapestry, size 20. Also masking tape for the cut edges, and small scissors.

Thread: six-strand floss, 18 colors, about 27 skeins in all (an estimate). Stitch with 7 strands (8 if canvas shows).

Make it a pillow: backing fabric, an insert the size of the stitching or an inch larger, and cord or piping for the edge. How to finish a pillow.

Thread list, DMC

			stitches	skeins
●	**823**	Dark Navy Blue	2,961	5
■	**601**	Dark Cranberry	2,027	5
▲	**BLANC**	White	995	2
◆	**796**	Dark Royal Blue	673	1
▼	**603**	Cranberry	478	1
★	**699**	Green	456	1
❖	**701**	Light Green	418	1
X	**726**	Light Topaz	404	1
H	**433**	Medium Brown	374	1
+	**798**	Dark Delft Blue	332	1
=	**809**	Delft Blue	286	1
Z	**436**	Tan	277	1
A	**738**	Very Light Tan	237	1
V	**3078**	Very Light Golden Yellow	230	1
T	**907**	Light Parrot Green	208	1
N	**407**	Dark Desert Sand	178	1
S	**739**	Ultra Very Light Tan	143	1
K	**938**	Ultra Dark Coffee Brown	139	1

Skeins are estimates, with the two extra rows: the thread a stitch takes on the front and back of 13 mesh canvas, plus 30 percent, rounded up for each color.

Thread colors are approximate screen matches to DMC numbers. Check against real thread before you buy.

For your own stitching, gifts and handmade pieces you sell. Do not resell or share this PDF or copies of it.

Preppy fireworks

Needlepoint pattern

Columns 1 to 56, rows 1 to 104. Start at the red outline

This page is the dark part of the chart



Key

- **DMC 823** Dark Navy Blue
- **DMC 601** Dark Cranberry
- **DMC BLANC** White
- **DMC 796** Dark Royal Blue
- **DMC 603** Cranberry
- **DMC 699** Green
- **DMC 701** Light Green
- **X** **DMC 726** Light Topaz
- **H** **DMC 433** Medium Brown
- **+** **DMC 798** Dark Delft Blue
- **=** **DMC 809** Delft Blue
- **Z** **DMC 436** Tan
- **A** **DMC 738** Very Light Tan
- **V** **DMC 3078** Very Light Golden Yellow
- **T** **DMC 907** Light Parrot Green
- **N** **DMC 407** Dark Desert Sand
- **K** **DMC 938** Ultra Dark Coffee Brown

Preppy fireworks

Needlepoint pattern

Columns 57 to 104, rows 1 to 104. Gray squares: charted already, do not stitch again

This page is the dark part of the chart



Key

- **DMC 823** Dark Navy Blue
- **DMC 601** Dark Cranberry
- **DMC BLANC** White
- **DMC 796** Dark Royal Blue
- **DMC 603** Cranberry
- **DMC 699** Green
- **DMC 701** Light Green
- **DMC 726** Light Topaz
- **DMC 433** Medium Brown
- **DMC 798** Dark Delft Blue
- **DMC 809** Delft Blue
- **DMC 436** Tan
- **DMC 738** Very Light Tan
- **DMC 3078** Very Light Golden Yellow
- **DMC 907** Light Parrot Green
- **DMC 407** Dark Desert Sand
- **DMC 739** Ultra Very Light Tan
- **DMC 938** Ultra Dark Coffee Brown