Bold flower bouquet pillow

Needlepoint pattern | 140 x 140 stitches | 14 x 14 in (35.6 x 35.6 cm) on 10 mesh | 22 colors



How to stitch it



1. Each square is one tent stitch, up at 1, down at 2. Lines in continental, right to left, the canvas upside down for the next row; wide areas in basketweave.
2. Cut 18 in of thread. Start and end it without a knot left behind.
3. Mark the middle of the canvas. It is the outlined square on page 2, column 70, row 70 (DMC 743): start there. Count threads, not holes.
4. Go on from it: picture first, background last. Gray squares are on two pages: stitch them once.
5. Last, two more rows all round in DMC 602: the seam hides them.

First time? How to needlepoint: flossfield.com/needlepoint/guides/how-to-start/
How to read a chart: flossfield.com/needlepoint/guides/how-to-read-a-chart/

What you need

Canvas: blank mono canvas, 10 mesh (10 threads to the inch), cut 18.5 in square (47 cm).

Needle: blunt tapestry, size 18. Also masking tape for the cut edges, and small scissors.

Thread: pearl cotton size 3, 22 colors, about 46 skeins in all (an estimate). Stitch with 2 lengths together.

Make it a pillow: backing fabric, an insert the size of the stitching or an inch larger, and cord or piping for the edge. How to finish a pillow.

Thread list, DMC

			stitches	skeins
●	**823**	Dark Navy Blue	6,958	11
■	**602**	Medium Cranberry	4,198	9
▲	**963**	Ultra Very Light Dusty Rose	1,502	3
◆	**701**	Light Green	898	2
▼	**3865**	Winter White	882	2
★	**704**	Bright Chartreuse	776	2
❖	**603**	Cranberry	770	2
X	**321**	Red	480	1
H	**351**	Coral	366	1
+	**741**	Medium Tangerine	350	1
=	**895**	Very Dark Hunter Green	340	1
Z	**815**	Medium Garnet	337	1
A	**809**	Delft Blue	305	1
V	**743**	Medium Yellow	288	1
T	**915**	Dark Plum	258	1
N	**352**	Light Coral	252	1
S	**3761**	Light Sky Blue	204	1
K	**3845**	Medium Bright Turquoise	157	1
E	**797**	Royal Blue	87	1
C	**350**	Medium Coral	84	1
P	**300**	Very Dark Mahogany	80	1
U	**920**	Medium Copper	28	1

Skeins are estimates, with the two extra rows: the thread a stitch takes on the front and back of 10 mesh canvas, plus 30 percent, rounded up for each color.

Thread colors are approximate screen matches to DMC numbers. Check against real thread before you buy.

For your own stitching, gifts and handmade pieces you sell. Do not resell or share this PDF or copies of it.

Bold flower bouquet pillow

Needlepoint pattern

Columns 1 to 70, rows 1 to 70. Start at the red outline

This page is the dark part of the chart



Key

- DMC 823 Dark Navy Blue
- DMC 602 Medium Cranberry
- DMC 963 Ultra Very Light Dusty Rose
- DMC 701 Light Green
- DMC 3865 Winter White
- DMC 704 Bright Chartreuse
- DMC 321 Red
- DMC 351 Coral
- DMC 741 Medium Tangerine
- DMC 895 Very Dark Hunter Green
- DMC 815 Medium Garnet
- DMC 809 Delft Blue
- DMC 743 Medium Yellow
- DMC 352 Light Coral
- DMC 350 Medium Coral
- DMC 300 Very Dark Mahogany
- DMC 920 Medium Copper

Bold flower bouquet pillow

Needlepoint pattern

This page is the dark part of the chart

Columns 71 to 140, rows 1 to 70. Gray squares: charted already, do not stitch again



Key

- **DMC 823** Dark Navy Blue
- **DMC 602** Medium Cranberry
- **DMC 963** Ultra Very Light Dusty Rose
- **DMC 701** Light Green
- **DMC 3865** Winter White
- **DMC 704** Bright Chartreuse
- **DMC 603** Cranberry
- **DMC 321** Red
- **DMC 741** Medium Tangerine
- **DMC 895** Very Dark Hunter Green
- **DMC 815** Medium Garnet
- **DMC 809** Delft Blue
- **DMC 743** Medium Yellow
- **DMC 915** Dark Plum
- **DMC 352** Light Coral
- **DMC 3761** Light Sky Blue
- **DMC 3845** Medium Bright Turquoise
- **DMC 797** Royal Blue
- **DMC 350** Medium Coral

Bold flower bouquet pillow

Needlepoint pattern

This page is the dark part of the chart

Columns 1 to 70, rows 71 to 140. Gray squares: charted already, do not stitch again



Key

- **DMC 823** Dark Navy Blue
- **DMC 602** Medium Cranberry
- **DMC 963** Ultra Very Light Dusty Rose
- **DMC 701** Light Green
- **DMC 3865** Winter White
- **DMC 704** Bright Chartreuse
- **DMC 603** Cranberry
- **DMC 741** Medium Tangerine
- **DMC 895** Very Dark Hunter Green
- **DMC 809** Delft Blue
- **DMC 743** Medium Yellow
- **DMC 915** Dark Plum
- **DMC 300** Very Dark Mahogany
- **DMC 920** Medium Copper

Bold flower bouquet pillow

Needlepoint pattern

This page is the dark part of the chart



Columns 71 to 140, rows 71 to 140. Gray squares: charted already, do not stitch again



Key

- **DMC 823** Dark Navy Blue
- **DMC 602** Medium Cranberry
- **DMC 963** Ultra Very Light Dusty Rose
- **DMC 701** Light Green
- **DMC 3865** Winter White
- **DMC 704** Bright Chartreuse
- **DMC 603** Cranberry
- **DMC 741** Medium Tangerine
- **DMC 895** Very Dark Hunter Green
- **DMC 809** Delft Blue
- **DMC 743** Medium Yellow
- **DMC 915** Dark Plum
- **DMC 3761** Light Sky Blue
- **DMC 3845** Medium Bright Turquoise
- **DMC 797** Royal Blue