Preppy flower wreath with lemons

Needlepoint pattern | 130 x 130 stitches | 10 x 10 in (25.4 x 25.4 cm) on 13 mesh | 20 colors



How to stitch it



1. Each square is one tent stitch, up at 1, down at 2. Lines in continental, right to left, the canvas upside down for the next row; wide areas in basketweave.
2. Cut 18 in of thread. Start and end it without a knot left behind.
3. Mark the middle of the canvas. It is the outlined square on page 2, column 65, row 65 (DMC 963): start there. Count threads, not holes.
4. Go on from it: picture first, background last. Gray squares are on two pages: stitch them once.
5. Last, two more rows all round in DMC 3805: the seam hides them.

First time? How to needlepoint: flossfield.com/needlepoint/guides/how-to-start/
How to read a chart: flossfield.com/needlepoint/guides/how-to-read-a-chart/

What you need

Canvas: blank mono canvas, 13 mesh (13 threads to the inch), cut 14.5 in square (36.8 cm).

Needle: blunt tapestry, size 20. Also masking tape for the cut edges, and small scissors.

Thread: six-strand floss, 20 colors, about 38 skeins in all (an estimate). Stitch with 7 strands (8 if canvas shows).

Make it a pillow: backing fabric, an insert the size of the stitching or an inch larger, and cord or piping for the edge. How to finish a pillow.

Thread list, DMC

			stitches	skeins
●	963	Ultra Very Light Dusty Rose	2,924	5
■	BLANC	White	2,412	4
▲	3805	Cyclamen Pink	1,981	5
◆	906	Medium Parrot Green	1,643	3
▼	905	Dark Parrot Green	1,490	3
★	895	Very Dark Hunter Green	1,288	2
❖	907	Light Parrot Green	1,278	2
X	823	Dark Navy Blue	743	2
H	3804	Dark Cyclamen Pink	457	1
+	3806	Light Cyclamen Pink	450	1
=	775	Very Light Baby Blue	397	1
Z	445	Light Lemon	371	1
A	3755	Baby Blue	353	1
V	307	Lemon	246	1
T	915	Dark Plum	219	1
N	725	Medium Light Topaz	168	1
S	605	Very Light Cranberry	154	1
K	3325	Light Baby Blue	117	1
E	783	Medium Topaz	112	1
C	312	Very Dark Baby Blue	97	1

Skeins are estimates, with the two extra rows: the thread a stitch takes on the front and back of 13 mesh canvas, plus 30 percent, rounded up for each color.

Thread colors are approximate screen matches to DMC numbers. Check against real thread before you buy.

For your own stitching, gifts and handmade pieces you sell. Do not resell or share this PDF or copies of it.

Preppy flower wreath with lemons

Needlepoint pattern

Columns 1 to 69, rows 1 to 69. Start at the red outline

This page is the dark part of the chart



Key

- ● **DMC 963** Ultra Very Light Dusty Rose
- ■ **DMC BLANC** White
- ▲ **DMC 3805** Cyclamen Pink
- ◆ **DMC 906** Medium Parrot Green
- ▼ **DMC 905** Dark Parrot Green
- ★ **DMC 895** Very Dark Hunter Green
- ❖ **DMC 907** Light Parrot Green
- H **DMC 3804** Dark Cyclamen Pink
- \+ **DMC 3806** Light Cyclamen Pink
- = **DMC 775** Very Light Baby Blue
- Z **DMC 445** Light Lemon
- A **DMC 3755** Baby Blue
- T **DMC 915** Dark Plum
- N **DMC 725** Medium Light Topaz
- S **DMC 605** Very Light Cranberry
- K **DMC 3325** Light Baby Blue
- E **DMC 783** Medium Topaz

Preppy flower wreath with lemons Needlepoint pattern

Columns 70 to 130, rows 1 to 69. Gray squares: charted already, do not stitch again

This page is the dark part of the chart



Key

- ● **DMC 963** Ultra Very Light Dusty Rose
- ■ **DMC BLANC** White
- ▲ **DMC 3805** Cyclamen Pink
- ◆ **DMC 906** Medium Parrot Green
- ▼ **DMC 905** Dark Parrot Green
- ★ **DMC 895** Very Dark Hunter Green
- ❖ **DMC 907** Light Parrot Green
- X **DMC 823** Dark Navy Blue
- H **DMC 3804** Dark Cyclamen Pink
- \+ **DMC 3806** Light Cyclamen Pink
- = **DMC 775** Very Light Baby Blue
- Z **DMC 445** Light Lemon
- A **DMC 3755** Baby Blue
- V **DMC 307** Lemon
- T **DMC 915** Dark Plum
- N **DMC 725** Medium Light Topaz
- S **DMC 605** Very Light Cranberry
- K **DMC 3325** Light Baby Blue
- E **DMC 783** Medium Topaz

Preppy flower wreath with lemons

Needlepoint pattern

Columns 1 to 69, rows 70 to 130. Gray squares: charted already, do not stitch again

This page is the dark part of the chart

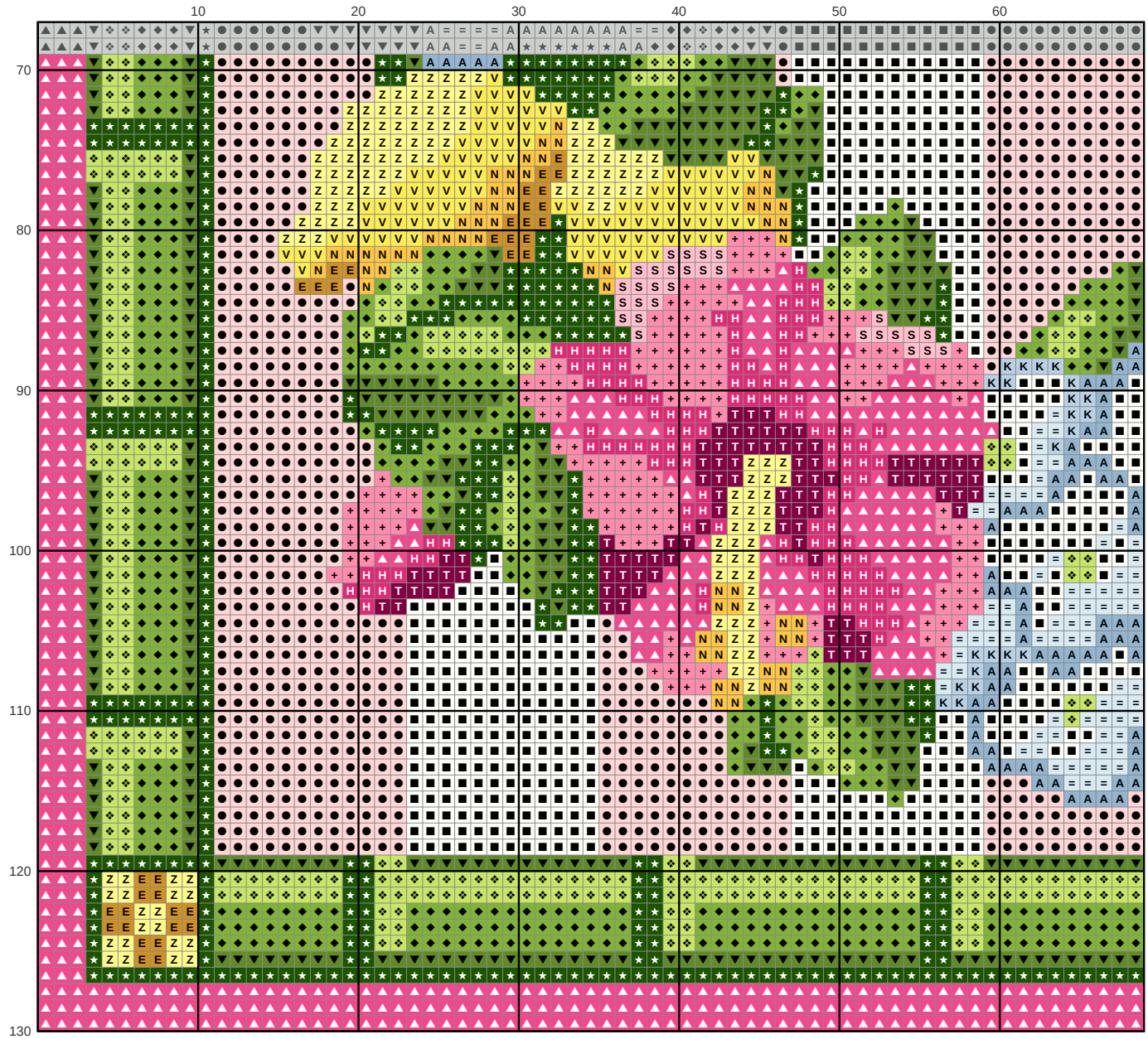

Key

- ● **DMC 963** Ultra Very Light Dusty Rose
- ■ **DMC BLANC** White
- ▲ **DMC 3805** Cyclamen Pink
- ◆ **DMC 906** Medium Parrot Green
- ▼ **DMC 905** Dark Parrot Green
- ★ **DMC 895** Very Dark Hunter Green
- ❖ **DMC 907** Light Parrot Green
- H **DMC 3804** Dark Cyclamen Pink
- \+ **DMC 3806** Light Cyclamen Pink
- = **DMC 775** Very Light Baby Blue
- Z **DMC 445** Light Lemon
- A **DMC 3755** Baby Blue
- V **DMC 307** Lemon
- T **DMC 915** Dark Plum
- N **DMC 725** Medium Light Topaz
- S **DMC 605** Very Light Cranberry
- K **DMC 3325** Light Baby Blue
- E **DMC 783** Medium Topaz

Preppy flower wreath with lemons Needlepoint pattern

Columns 70 to 130, rows 70 to 130. Gray squares: charted already, do not stitch again

This page is the dark part of the chart

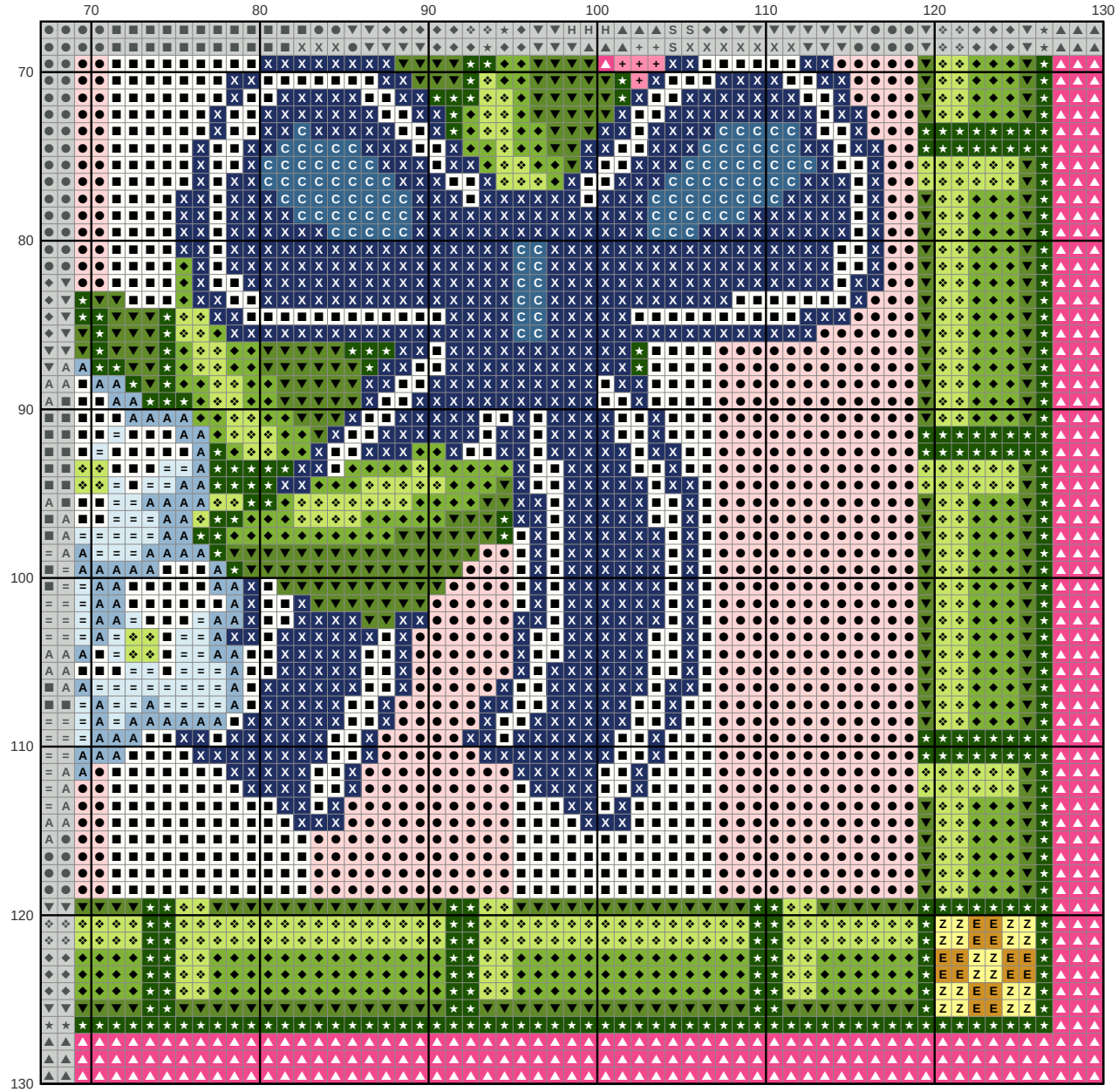

Key

- ● **DMC 963** Ultra Very Light Dusty Rose
- ■ **DMC BLANC** White
- ▲ **DMC 3805** Cyclamen Pink
- ◆ **DMC 906** Medium Parrot Green
- ▼ **DMC 905** Dark Parrot Green
- ★ **DMC 895** Very Dark Hunter Green
- ❖ **DMC 907** Light Parrot Green
- X **DMC 823** Dark Navy Blue
- \+ **DMC 3806** Light Cyclamen Pink
- = **DMC 775** Very Light Baby Blue
- Z **DMC 445** Light Lemon
- A **DMC 3755** Baby Blue
- E **DMC 783** Medium Topaz
- C **DMC 312** Very Dark Baby Blue