Fox belt, running and sleeping

Needlepoint pattern | 180 x 22 stitches | 10 x 1.2 in (25.4 x 3.1 cm) on 18 mesh | 8 colors



Thread key

			stitches	yards	size 36 belt: yards	skeins of floss
●	**DMC 3755**	Baby Blue	1,318	10	29	4
■	**DMC 712**	Cream	604	5	14	2
▲	**DMC 922**	Light Copper	562	4	13	2
◆	**DMC 939**	Very Dark Navy Blue	522	4	12	2
▼	**DMC 3362**	Dark Pine Green	328	3	8	1
★	**DMC 919**	Red Copper	264	2	6	1
❖	**DMC 3853**	Dark Autumn Gold	254	2	6	1
X	**DMC 921**	Copper	108	1	3	1

One chart square is one tent stitch over one canvas intersection.

The chart shows 2 repeats; one repeat is 90 x 22 stitches. The pattern can be carried on to any length.

A belt is stitched 4 to 6 in less than belt size, because leather at each end carries the buckle and the holes. The belt calculator at flossfield.com gives the length to stitch for yours.

Cut the canvas for the whole length you will stitch, on 18 mesh, and 2 in (5.1 cm) more at each end and along each side.

3,960 stitches in the 10 in of belt in the chart. The bracket under the chart marks one repeat and the red arrow above it its middle. Where the belt calculator gives an odd number of repeats, put the middle of a repeat on the middle of the belt; where it gives an even number, the line where two repeats meet. Work out from there to both ends.

The chart is printed in 2 parts of equal size, one under the other, on one page,
turned on its side. Where the parts join, gray squares repeat two columns.

For initials or a name: give the letters a plain block as tall as the belt, with a line of one stitch down each end, and work the pattern out from it both ways: to the right it begins with the first stitch of a repeat, to the left it ends with the last. Letters 10 stitches high: 33 stitches of block for three initials, 61 for a name of six letters.

Thread for a belt of size 36: six-strand floss, 4 to 6 strands in the needle on 18 mesh (counted at 6), about 14 skeins of 8.7 yd in all. Or pearl cotton size 5, 1 strand, about 9 skeins of 27.3 yd; or Persian wool, 1 strand, about 9 skeins of 8 yd. Wool is numbered differently: match it by eye. Needle: tapestry, size 22.

Yards and skeins are estimates: the thread a stitch takes on the front and back of 18 mesh canvas, plus 30 percent, rounded up for each color (about 91 yards in all for the belt, as the thread lies in the needle).

Thread colors are approximate screen matches to DMC numbers. Check against real thread before you buy.

Make it a belt: also have a finisher who mounts it on leather, or a buckle and leather tabs. The chart is the belt's face. Most finishers want two extra rows along the top and the bottom, which they fold under: ask for the count and the length before you stitch the ends. "How to make a belt" is a guide linked from this pattern's page.

For your own stitching, gifts and handmade pieces you sell. Do not resell or share this PDF or copies of it.

Fox belt, running and sleeping

Needlepoint pattern

Chart 1 of 2: columns 1 to 90, rows 1 to 22

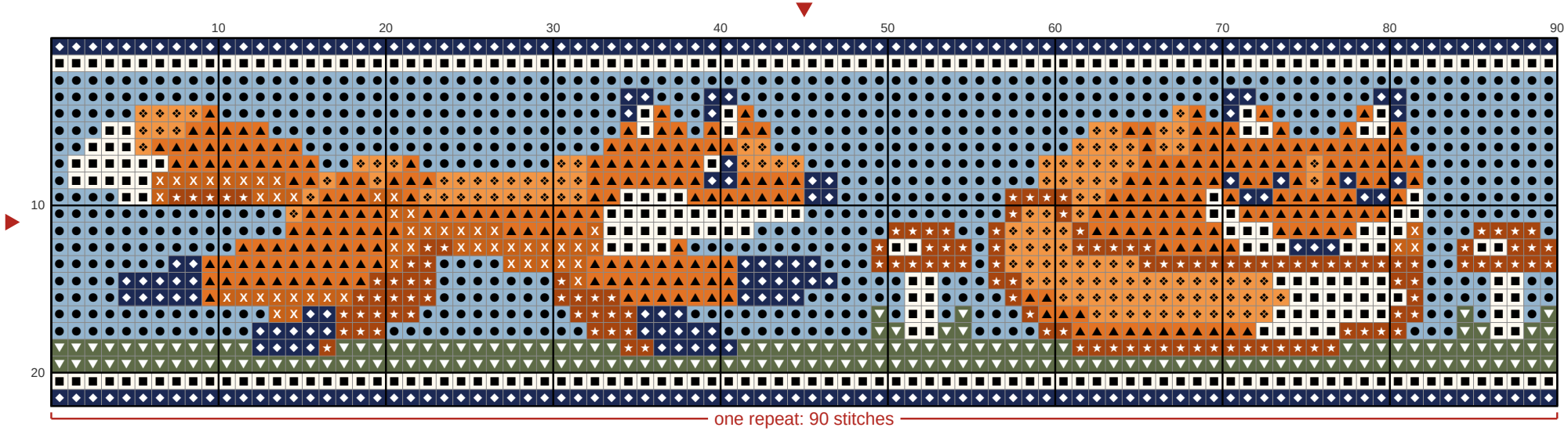

Chart 2 of 2: columns 91 to 180, rows 1 to 22; gray squares repeat columns 89 and 90



Key

- ● **DMC 3755** Baby Blue
- ■ **DMC 712** Cream
- ▲ **DMC 922** Light Copper
- ◆ **DMC 939** Very Dark Navy Blue
- ▼ **DMC 3362** Dark Pine Green
- ★ **DMC 919** Red Copper
- ❖ **DMC 3853** Dark Autumn Gold
- X **DMC 921** Copper