Preppy Frog Prince on a pink cushion

Needlepoint pattern | 104 x 104 stitches | 8 x 8 in (20.3 x 20.3 cm) on 13 mesh | 18 colors



How to stitch it



1. Each square is one tent stitch, up at 1, down at 2. Lines in continental, right to left, the canvas upside down for the next row; wide areas in basketweave.
2. Cut 18 in of thread. Start and end it without a knot left behind.
3. Mark the middle of the canvas. It is the outlined square on page 2, column 52, row 52 (DMC 890): start there. Count threads, not holes.
4. Go on from it: picture first, background last. Gray squares are on two pages: stitch them once.
5. Last, two more rows all round, each stitch in the color it lies beside: the seam hides them.

First time? How to needlepoint: flossfield.com/needlepoint/guides/how-to-start/
How to read a chart: flossfield.com/needlepoint/guides/how-to-read-a-chart/

What you need

Canvas: blank mono canvas, 13 mesh (13 threads to the inch), cut 12.5 in square (31.8 cm).

Needle: blunt tapestry, size 20. Also masking tape for the cut edges, and small scissors.

Thread: six-strand floss, 18 colors, about 27 skeins in all (an estimate). Stitch with 7 strands (8 if canvas shows).

Make it a pillow: backing fabric, an insert the size of the stitching or an inch larger, and cord or piping for the edge. How to finish a pillow.

Thread list, DMC

			stitches	skeins
●	**939**	Very Dark Navy Blue	2,790	5
■	**336**	Navy Blue	2,066	4
▲	**913**	Medium Nile Green	944	2
◆	**890**	Ultra Dark Pistachio Green	894	2
▼	**955**	Light Nile Green	586	1
★	**783**	Medium Topaz	567	1
❖	**725**	Medium Light Topaz	563	1
X	**912**	Light Emerald Green	351	1
H	**369**	Very Light Pistachio Green	339	1
+	**600**	Very Dark Cranberry	336	1
=	**915**	Dark Plum	331	1
Z	**780**	Ultra Very Dark Topaz	275	1
A	**602**	Medium Cranberry	194	1
V	**746**	Off White	194	1
T	**605**	Very Light Cranberry	163	1
N	**909**	Very Dark Emerald Green	121	1
S	**745**	Light Pale Yellow	53	1
K	**604**	Light Cranberry	49	1

Skeins are estimates, with the two extra rows: the thread a stitch takes on the front and back of 13 mesh canvas, plus 30 percent, rounded up for each color.

Thread colors are approximate screen matches to DMC numbers. Check against real thread before you buy.

For your own stitching, gifts and handmade pieces you sell. Do not resell or share this PDF or copies of it.

Preppy Frog Prince on a pink cushion

Needlepoint pattern

Columns 1 to 56, rows 1 to 104. Start at the red outline

This page is the dark part of the chart



Key

- **DMC 939** Very Dark Navy Blue
- **DMC 336** Navy Blue
- **DMC 913** Medium Nile Green
- **DMC 890** Ultra Dark Pistachio Green
- **DMC 955** Light Nile Green
- **DMC 783** Medium Topaz
- **DMC 725** Medium Light Topaz
- **DMC 912** Light Emerald Green
- **DMC 369** Very Light Pistachio Green
- **DMC 600** Very Dark Cranberry
- **DMC 915** Dark Plum
- **DMC 780** Ultra Very Dark Topaz
- **DMC 602** Medium Cranberry
- **DMC 746** Off White
- **DMC 605** Very Light Cranberry
- **DMC 909** Very Dark Emerald Green
- **DMC 745** Light Pale Yellow
- **DMC 604** Light Cranberry

Preppy Frog Prince on a pink cushion

Needlepoint pattern

Columns 57 to 104, rows 1 to 104. Gray squares: charted already, do not stitch again

This page is the dark part of the chart



Key

- DMC 939 Very Dark Navy Blue
- DMC 336 Navy Blue
- DMC 913 Medium Nile Green
- DMC 890 Ultra Dark Pistachio Green
- DMC 955 Light Nile Green
- DMC 783 Medium Topaz
- DMC 725 Medium Light Topaz
- DMC 912 Light Emerald Green
- DMC 369 Very Light Pistachio Green
- DMC 600 Very Dark Cranberry
- DMC 915 Dark Plum
- DMC 780 Ultra Very Dark Topaz
- DMC 602 Medium Cranberry
- DMC 746 Off White
- DMC 605 Very Light Cranberry
- DMC 909 Very Dark Emerald Green
- DMC 745 Light Pale Yellow
- DMC 604 Light Cranberry