Preppy frog playing tennis

Needlepoint pattern | 90 x 90 stitches | 5 x 5 in (12.7 x 12.7 cm) on 18 mesh | 18 colors



How to stitch it



1. Each square is one tent stitch, up at 1, down at 2. Lines in continental, right to left, the canvas upside down for the next row; wide areas in basketweave.
2. Cut 18 in of thread. Start and end it without a knot left behind.
3. Mark the middle of the canvas. It is the outlined square on page 2, column 45, row 45 (DMC 472): start there. Count threads, not holes.
4. Go on from it: picture first, background last. Gray squares are on two pages: stitch them once.
5. Last, two more rows all round, each stitch in the color it lies beside: the opening's edge hides them.

First time? How to needlepoint: flossfield.com/needlepoint/guides/how-to-start/
How to read a chart: flossfield.com/needlepoint/guides/how-to-read-a-chart/

What you need

Canvas: blank mono canvas, 18 mesh (18 threads to the inch), cut 9.5 in square (24.1 cm).

Needle: blunt tapestry, size 22. Also masking tape for the cut edges, and small scissors.

Thread: six-strand floss, 18 colors, about 20 skeins in all (an estimate). Stitch with 4 strands (5 or 6 if canvas shows).

Fit it into a lid: the box or tray, acid-free board and backing. Measure the opening first.
How to fit it into a lid.

Thread list, DMC

			stitches	skeins
●	3326	Light Rose	3,144	3
■	890	Ultra Dark Pistachio Green	852	1
▲	472	Ultra Light Avocado Green	760	1
◆	704	Bright Chartreuse	577	1
▼	702	Kelly Green	563	1
★	BLANC	White	491	1
❖	823	Dark Navy Blue	347	1
X	602	Medium Cranberry	318	1
H	700	Bright Green	191	1
+	3708	Light Melon	144	1
=	436	Tan	131	1
Z	307	Lemon	121	1
A	801	Dark Coffee Brown	111	1
V	159	Light Gray Blue	76	1
T	783	Medium Topaz	75	1
N	738	Very Light Tan	67	1
S	772	Very Light Yellow Green	67	1
K	471	Very Light Avocado Green	65	1

Skeins are estimates, with the two extra rows: the thread a stitch takes on the front and back of 18 mesh canvas, plus 30 percent, rounded up for each color.

Thread colors are approximate screen matches to DMC numbers. Check against real thread before you buy.

For your own stitching, gifts and handmade pieces you sell. Do not resell or share this PDF or copies of it.

Preppy frog playing tennis

Needlepoint pattern

Columns 1 to 49, rows 1 to 90. Start at the red outline

This page is the dark part of the chart



Key

- ● **DMC 3326** Light Rose
- ■ **DMC 890** Ultra Dark Pistachio Green
- ▲ **DMC 472** Ultra Light Avocado Green
- ◆ **DMC 704** Bright Chartreuse
- ▼ **DMC 702** Kelly Green
- ★ **DMC BLANC** White
- ❖ **DMC 823** Dark Navy Blue
- X **DMC 602** Medium Cranberry
- H **DMC 700** Bright Green
- \+ **DMC 3708** Light Melon
- = **DMC 436** Tan
- Z **DMC 307** Lemon
- A **DMC 801** Dark Coffee Brown
- V **DMC 159** Light Gray Blue
- T **DMC 783** Medium Topaz
- N **DMC 738** Very Light Tan
- S **DMC 772** Very Light Yellow Green
- K **DMC 471** Very Light Avocado Green

Preppy frog playing tennis

Needlepoint pattern

Columns 50 to 90, rows 1 to 90. Gray squares: charted already, do not stitch again

This page is the dark part of the chart



Key

- ● **DMC 3326** Light Rose
- ■ **DMC 890** Ultra Dark Pistachio Green
- ▲ **DMC 472** Ultra Light Avocado Green
- ◆ **DMC 704** Bright Chartreuse
- ▼ **DMC 702** Kelly Green
- ★ **DMC BLANC** White
- ❖ **DMC 823** Dark Navy Blue
- X **DMC 602** Medium Cranberry
- H **DMC 700** Bright Green
- \+ **DMC 3708** Light Melon
- Z **DMC 307** Lemon
- V **DMC 159** Light Gray Blue
- T **DMC 783** Medium Topaz
- S **DMC 772** Very Light Yellow Green
- K **DMC 471** Very Light Avocado Green