Preppy gazebo

Needlepoint pattern | 72 x 72 stitches | 4 x 4 in (10.2 x 10.2 cm) on 18 mesh | 9 colors



How to stitch it



1. Each square is one tent stitch, up at 1, down at 2. Lines in continental, right to left, the canvas upside down for the next row; wide areas in basketweave.
2. Cut 18 in of thread. Start and end it without a knot left behind.
3. Mark the middle of the canvas. It is the outlined square, column 36, row 36 (DMC 603): start there. Count threads, not holes.
4. Go on from it: picture first, background last. End the thread before crossing another color.
5. Last, two more rows all round, each stitch in the color it lies beside: the board's edge hides them.

First time? How to needlepoint: flossfield.com/needlepoint/guides/how-to-start/
How to read a chart: flossfield.com/needlepoint/guides/how-to-read-a-chart/

What you need

Canvas: blank mono canvas, 18 mesh (18 threads to the inch), cut 8.5 in square (21.6 cm).

Needle: blunt tapestry, size 22. Also masking tape for the cut edges, and small scissors.

Thread: six-strand floss, 9 colors, about 11 skeins in all (an estimate). Stitch with 4 strands (5 or 6 if canvas shows).

Make it an ornament: board, thin batting, backing fabric and twisted cord.
How to finish an ornament.

Thread list

			stitches	skeins of floss
●	**DMC 603**	Cranberry	2,804	3
■	**DMC BLANC**	White	896	1
❖	**DMC 702**	Kelly Green	390	1
◆	**DMC 3812**	Very Dark Seagreen	216	1
H	**DMC 704**	Bright Chartreuse	216	1
★	**DMC 800**	Pale Delft Blue	212	1
▲	**DMC 3844**	Dark Bright Turquoise	184	1
X	**DMC 700**	Bright Green	140	1
▼	**DMC 809**	Delft Blue	126	1

Skeins are estimates, with the two extra rows: the thread a stitch takes on the front and back of 18 mesh canvas, plus 30 percent, rounded up for each color.

Thread colors are approximate screen matches to DMC numbers. Check against real thread before you buy.

For your own stitching, gifts and handmade pieces you sell. Do not resell or share this PDF or copies of it.

Preppy gazebo Needlepoint pattern

Chart: 72 x 72 stitches. Start at the red outline



Key

- ● **DMC 603** Cranberry
- ■ **DMC BLANC** White
- ❖ **DMC 702** Kelly Green
- ◆ **DMC 3812** Very Dark Seagreen
- H **DMC 704** Bright Chartreuse
- ★ **DMC 800** Pale Delft Blue
- ▲ **DMC 3844** Dark Bright Turquoise
- X **DMC 700** Bright Green
- ▼ **DMC 809** Delft Blue