Preppy gears in a planetary ring

Needlepoint pattern | 160 x 160 stitches | 16 x 16 in (40.6 x 40.6 cm) on 10 mesh | 17 colors



How to stitch it



1. Each square is one tent stitch, up at 1, down at 2. Lines in continental, right to left, the canvas upside down for the next row; wide areas in basketweave.
2. Cut 18 in of thread. Start and end it without a knot left behind.
3. Mark the middle of the canvas. It is the outlined square on page 5, column 80, row 80 (DMC 823): start there. Count threads, not holes.
4. Go on from it: picture first, background last. Gray squares are on two pages: stitch them once.
5. Last, two more rows all round, each stitch in the color it lies beside: the seam hides them.

First time? How to needlepoint: flossfield.com/needlepoint/guides/how-to-start/
How to read a chart: flossfield.com/needlepoint/guides/how-to-read-a-chart/

What you need

Canvas: blank mono canvas, 10 mesh (10 threads to the inch), cut 20.5 in square (52.1 cm).

Needle: blunt tapestry, size 18. Also masking tape for the cut edges, and small scissors.

Thread: pearl cotton size 3, 17 colors, about 48 skeins in all (an estimate). Stitch with 2 lengths together.

Make it a pillow: backing fabric, an insert the size of the stitching or an inch larger, and cord or piping for the edge. How to finish a pillow.

Thread list, DMC

			stitches	skeins
●	**823**	Dark Navy Blue	5,811	9
■	**702**	Kelly Green	3,892	6
▲	**605**	Very Light Cranberry	3,528	7
◆	**3846**	Light Bright Turquoise	2,534	4
▼	**BLANC**	White	2,444	5
★	**603**	Cranberry	1,280	2
❖	**602**	Medium Cranberry	1,056	2
X	**726**	Light Topaz	1,028	2
H	**699**	Green	908	2
+	**783**	Medium Topaz	897	2
=	**964**	Light Seagreen	512	1
Z	**890**	Ultra Dark Pistachio Green	452	1
A	**3765**	Very Dark Peacock Blue	398	1
V	**815**	Medium Garnet	339	1
T	**604**	Light Cranberry	256	1
N	**780**	Ultra Very Dark Topaz	249	1
S	**745**	Light Pale Yellow	16	1

Skeins are estimates, with the two extra rows: the thread a stitch takes on the front and back of 10 mesh canvas, plus 30 percent, rounded up for each color.

Thread colors are approximate screen matches to DMC numbers. Check against real thread before you buy.

For your own stitching, gifts and handmade pieces you sell. Do not resell or share this PDF or copies of it.

Preppy gears in a planetary ring

Needlepoint pattern

Columns 1 to 84, rows 1 to 69

This page is the dark part of the chart



Key

- **DMC 823** Dark Navy Blue
- **DMC 702** Kelly Green
- **DMC 605** Very Light Cranberry
- **DMC 3846** Light Bright Turquoise
- **DMC BLANC** White
- **DMC 603** Cranberry
- **DMC 602** Medium Cranberry
- **DMC 726** Light Topaz
- **DMC 699** Green
- **DMC 783** Medium Topaz
- **DMC 964** Light Seagreen
- **DMC 890** Ultra Dark Pistachio Green
- **DMC 3765** Very Dark Peacock Blue
- **DMC 815** Medium Garnet
- **DMC 604** Light Cranberry
- **DMC 780** Ultra Very Dark Topaz
- **DMC 745** Light Pale Yellow

Preppy gears in a planetary ring

Needlepoint pattern

Columns 85 to 160, rows 1 to 69. Gray squares: charted already, do not stitch again

This page is the dark part of the chart



Key

- DMC 823 Dark Navy Blue
- DMC 702 Kelly Green
- DMC 605 Very Light Cranberry
- DMC 3846 Light Bright Turquoise
- DMC BLANC White
- DMC 603 Cranberry
- DMC 602 Medium Cranberry
- X DMC 726 Light Topaz
- H DMC 699 Green
- \+ DMC 783 Medium Topaz
- = DMC 964 Light Seagreen
- Z DMC 890 Ultra Dark Pistachio Green
- A DMC 3765 Very Dark Peacock Blue
- V DMC 815 Medium Garnet
- T DMC 604 Light Cranberry
- N DMC 780 Ultra Very Dark Topaz
- S DMC 745 Light Pale Yellow

Preppy gears in a planetary ring

Needlepoint pattern

Columns 1 to 54, rows 70 to 160. Gray squares: charted already, do not stitch again

This page is the dark part of the chart

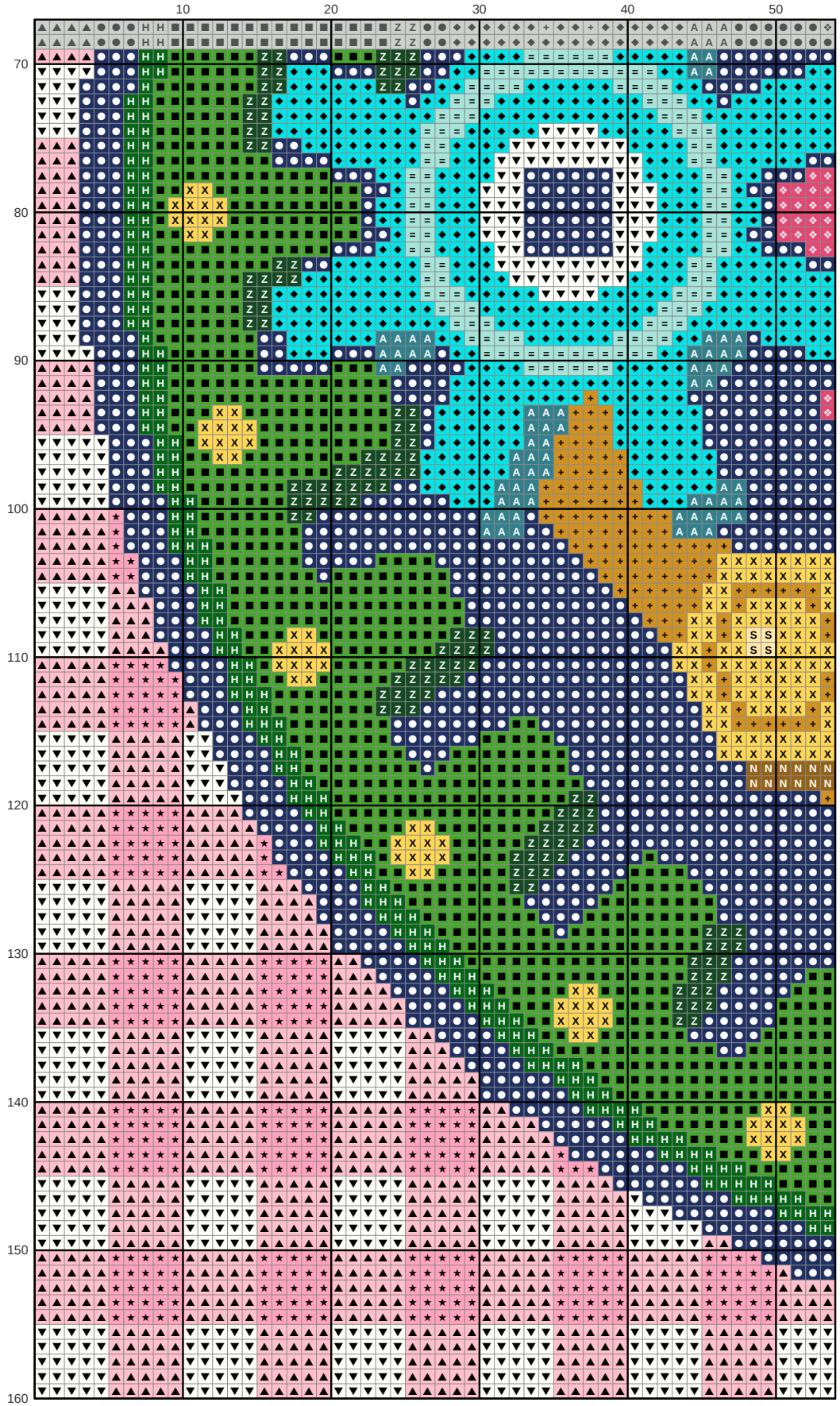

Key

- **DMC 823** Dark Navy Blue
- **DMC 702** Kelly Green
- **DMC 605** Very Light Cranberry
- **DMC 3846** Light Bright Turquoise
- **DMC BLANC** White
- **DMC 603** Cranberry
- **DMC 602** Medium Cranberry
- **X DMC 726** Light Topaz
- **H DMC 699** Green
- **+ DMC 783** Medium Topaz
- **= DMC 964** Light Seagreen
- **Z DMC 890** Ultra Dark Pistachio Green
- **A DMC 3765** Very Dark Peacock Blue
- **N DMC 780** Ultra Very Dark Topaz
- **S DMC 745** Light Pale Yellow

Preppy gears in a planetary ring

Needlepoint pattern

This page is the dark part of the chart

Columns 55 to 107, rows 70 to 160. Start at the red outline. Gray squares: charted already, do not stitch again



Key

- ● **DMC 823** Dark Navy Blue
- ■ **DMC 702** Kelly Green
- ▲ **DMC 605** Very Light Cranberry
- ◆ **DMC 3846** Light Bright Turquoise
- ▼ **DMC BLANC** White
- ★ **DMC 603** Cranberry
- ❖ **DMC 602** Medium Cranberry
- X **DMC 726** Light Topaz
- H **DMC 699** Green
- \+ **DMC 783** Medium Topaz
- = **DMC 964** Light Seagreen
- Z **DMC 890** Ultra Dark Pistachio Green
- A **DMC 3765** Very Dark Peacock Blue
- V **DMC 815** Medium Garnet
- T **DMC 604** Light Cranberry
- N **DMC 780** Ultra Very Dark Topaz

Preppy gears in a planetary ring

Needlepoint pattern

Columns 108 to 160, rows 70 to 160. Gray squares: charted already, do not stitch again

This page is the dark part of the chart

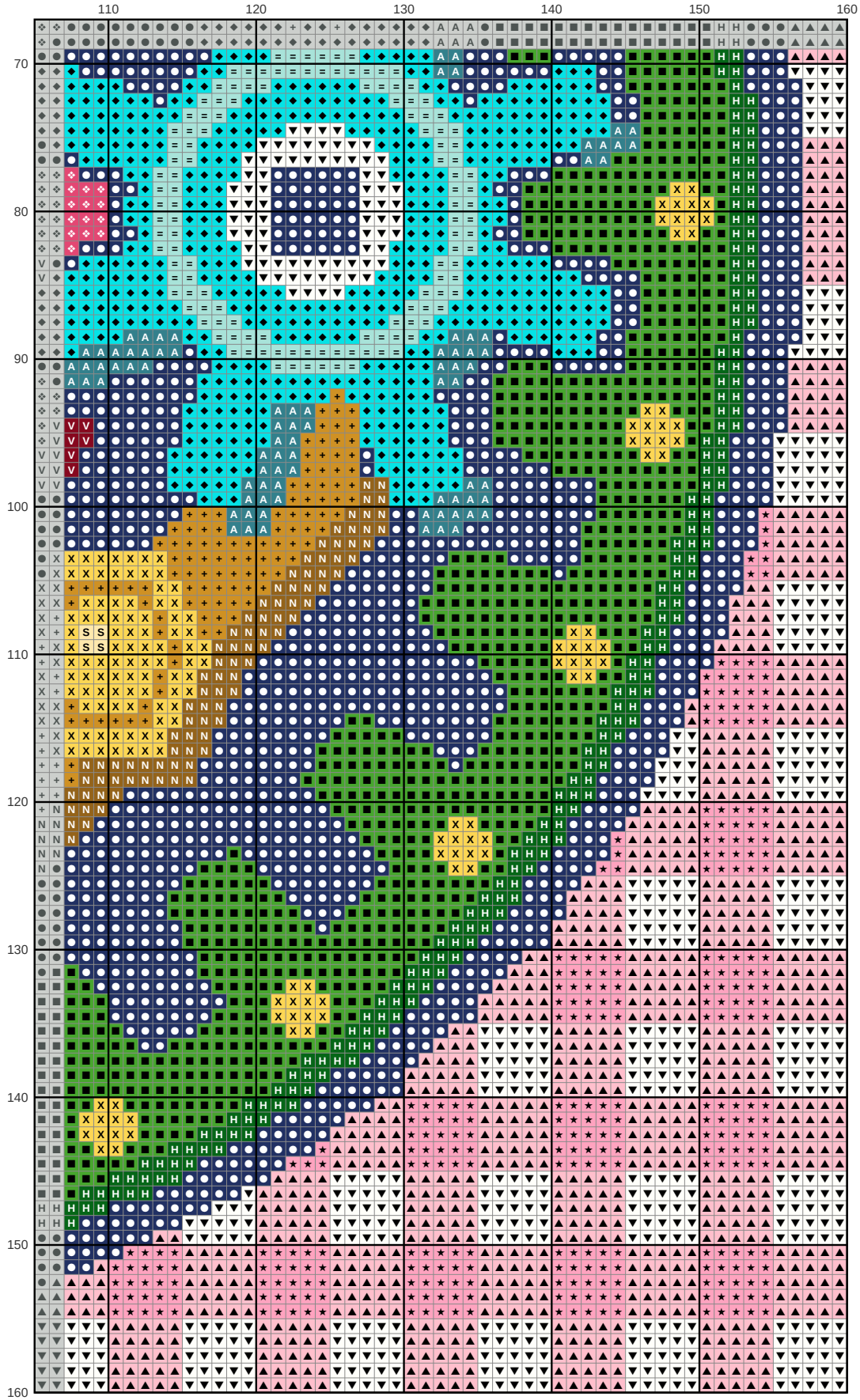

Key

- DMC 823 — Dark Navy Blue
- DMC 702 — Kelly Green
- DMC 605 — Very Light Cranberry
- DMC 3846 — Light Bright Turquoise
- DMC BLANC — White
- DMC 603 — Cranberry
- DMC 602 — Medium Cranberry
- DMC 726 — Light Topaz
- DMC 699 — Green
- DMC 783 — Medium Topaz
- DMC 964 — Light Seagreen
- DMC 3765 — Very Dark Peacock Blue
- DMC 815 — Medium Garnet
- DMC 780 — Ultra Very Dark Topaz
- DMC 745 — Light Pale Yellow