# Preppy getaway car

Needlepoint pattern | 104 x 104 stitches | 8 x 8 in (20.3 x 20.3 cm) on 13 mesh | 18 colors



## How to stitch it




1. Each square is one tent stitch, up at 1, down at 2. Lines in continental, right to left, the canvas upside down for the next row; wide areas in basketweave.
2. Cut 18 in of thread. Start and end it without a knot left behind.
3. Mark the middle of the canvas. It is the outlined square on page 2, column 52, row 52 (DMC 600): start there. Count threads, not holes.
4. Go on from it: picture first, background last. Gray squares are on two pages: stitch them once.
5. Last, two more rows all round in DMC 701: the seam hides them.

First time? How to needlepoint: flossfield.com/needlepoint/guides/how-to-start/
How to read a chart: flossfield.com/needlepoint/guides/how-to-read-a-chart/

## What you need

**Canvas:** blank mono canvas, 13 mesh (13 threads to the inch), cut 12.5 in square (31.8 cm).

**Needle:** blunt tapestry, size 20. Also masking tape for the cut edges, and small scissors.

**Thread:** six-strand floss, 18 colors, about 29 skeins in all (an estimate). Stitch with 7 strands (8 if canvas shows).

**Make it a pillow:** backing fabric, an insert the size of the stitching or an inch larger, and cord or piping for the edge. How to finish a pillow.

## Thread list, DMC

| | | | stitches | skeins |
|---|---|---|---|---|
| ● | **BLANC** | White | 1,931 | 3 |
| □ | **600** | Very Dark Cranberry | 1,721 | 3 |
| ▲ | **3766** | Light Peacock Blue | 1,650 | 3 |
| ◆ | **701** | Light Green | 1,341 | 4 |
| ▼ | **725** | Medium Light Topaz | 787 | 2 |
| ★ | **951** | Light Tawny | 742 | 2 |
| ❖ | **823** | Dark Navy Blue | 650 | 1 |
| X | **3752** | Very Light Antique Blue | 441 | 1 |
| H | **603** | Cranberry | 363 | 1 |
| + | **783** | Medium Topaz | 248 | 1 |
| = | **931** | Medium Antique Blue | 242 | 1 |
| Z | **436** | Tan | 215 | 1 |
| A | **703** | Chartreuse | 150 | 1 |
| V | **727** | Very Light Topaz | 113 | 1 |
| T | **699** | Green | 88 | 1 |
| N | **434** | Light Brown | 56 | 1 |
| S | **605** | Very Light Cranberry | 53 | 1 |
| K | **747** | Very Light Sky Blue | 25 | 1 |

Skeins are estimates, with the two extra rows: the thread a stitch takes on the front and back of 13 mesh canvas, plus 30 percent, rounded up for each color.

Thread colors are approximate screen matches to DMC numbers. Check against real thread before you buy.

For your own stitching, gifts and handmade pieces you sell. Do not resell or share this PDF or copies of it.

# Preppy getaway car

Needlepoint pattern

Columns 1 to 56, rows 1 to 104. Start at the red outline

This page is the dark part of the chart

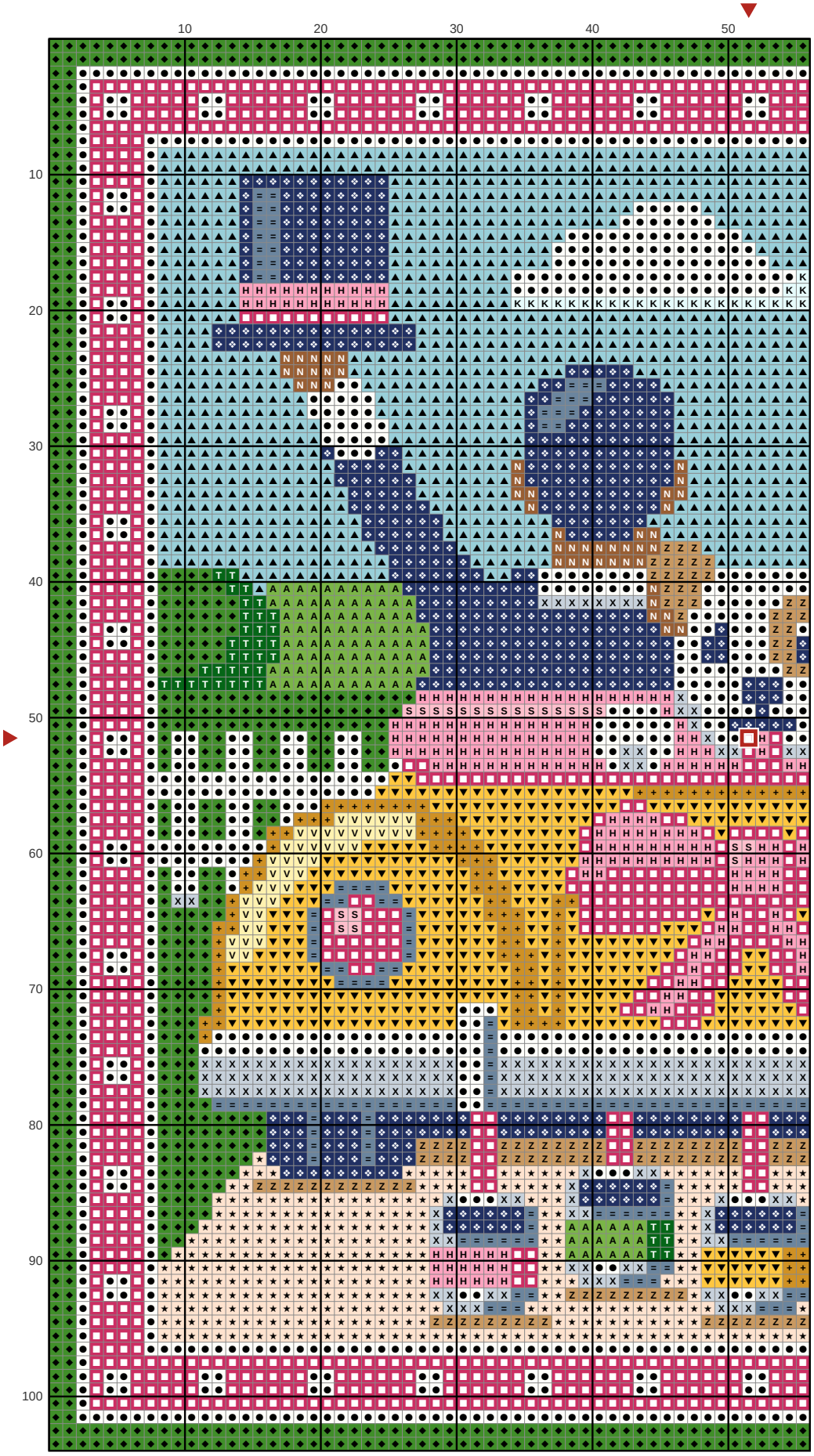


## Key

- ● **DMC BLANC** White
- ■ **DMC 600** Very Dark Cranberry
- ▲ **DMC 3766** Light Peacock Blue
- ◆ **DMC 701** Light Green
- ▼ **DMC 725** Medium Light Topaz
- ★ **DMC 951** Light Tawny
- ❖ **DMC 823** Dark Navy Blue
- X **DMC 3752** Very Light Antique Blue
- H **DMC 603** Cranberry
- \+ **DMC 783** Medium Topaz
- = **DMC 931** Medium Antique Blue
- Z **DMC 436** Tan
- A **DMC 703** Chartreuse
- V **DMC 727** Very Light Topaz
- T **DMC 699** Green
- N **DMC 434** Light Brown
- S **DMC 605** Very Light Cranberry
- K **DMC 747** Very Light Sky Blue

# Preppy getaway car Needlepoint pattern

Columns 57 to 104, rows 1 to 104. Gray squares: charted already, do not stitch again

This page is the dark part of the chart




## Key

- ● **DMC BLANC** White
- ■ **DMC 600** Very Dark Cranberry
- ▲ **DMC 3766** Light Peacock Blue
- ◆ **DMC 701** Light Green
- ▼ **DMC 725** Medium Light Topaz
- ★ **DMC 951** Light Tawny
- ❖ **DMC 823** Dark Navy Blue
- X **DMC 3752** Very Light Antique Blue
- H **DMC 603** Cranberry
- \+ **DMC 783** Medium Topaz
- = **DMC 931** Medium Antique Blue
- Z **DMC 436** Tan
- A **DMC 703** Chartreuse
- V **DMC 727** Very Light Topaz
- T **DMC 699** Green
- N **DMC 434** Light Brown
- S **DMC 605** Very Light Cranberry