Preppy ghost with a big pink bow

Needlepoint pattern | 90 x 90 stitches | 5 x 5 in (12.7 x 12.7 cm) on 18 mesh | 14 colors



How to stitch it



1. Each square is one tent stitch, up at 1, down at 2. Lines in continental, right to left, the canvas upside down for the next row; wide areas in basketweave.
2. Cut 18 in of thread. Start and end it without a knot left behind.
3. Mark the middle of the canvas. It is the outlined square on page 2, column 45, row 45 (DMC 823): start there. Count threads, not holes.
4. Go on from it: picture first, background last. Gray squares are on two pages: stitch them once.
5. Last, two more rows all round, each stitch in the color it lies beside: the opening's edge hides them.

First time? How to needlepoint: flossfield.com/needlepoint/guides/how-to-start/
How to read a chart: flossfield.com/needlepoint/guides/how-to-read-a-chart/

What you need

Canvas: blank mono canvas, 18 mesh (18 threads to the inch), cut 9.5 in square (24.1 cm).

Needle: blunt tapestry, size 22. Also masking tape for the cut edges, and small scissors.

Thread: six-strand floss, 14 colors, about 17 skeins in all (an estimate). Stitch with 4 strands (5 or 6 if canvas shows).

Fit it into a lid: the box or tray, acid-free board and backing. Measure the opening first.
How to fit it into a lid.

Thread list, DMC

			stitches	skeins
●	BLANC	White	2,771	3
□	3805	Cyclamen Pink	1,533	2
▲	909	Very Dark Emerald Green	1,120	1
◆	911	Medium Emerald Green	906	1
▼	150	Ultra Very Dark Dusty Rose	815	1
★	823	Dark Navy Blue	267	1
❖	775	Very Light Baby Blue	207	1
X	3325	Light Baby Blue	137	1
H	740	Tangerine	107	1
+	3806	Light Cyclamen Pink	85	1
=	720	Dark Orange Spice	48	1
Z	776	Medium Pink	40	1
A	742	Light Tangerine	34	1
V	743	Medium Yellow	30	1

Skeins are estimates, with the two extra rows: the thread a stitch takes on the front and back of 18 mesh canvas, plus 30 percent, rounded up for each color.

Thread colors are approximate screen matches to DMC numbers. Check against real thread before you buy.

For your own stitching, gifts and handmade pieces you sell. Do not resell or share this PDF or copies of it.

Preppy ghost with a big pink bow

Needlepoint pattern

Columns 1 to 49, rows 1 to 90. Start at the red outline

This page is the dark part of the chart



Key

- **DMC BLANC** — White
- **DMC 3805** — Cyclamen Pink
- **DMC 909** — Very Dark Emerald Green
- **DMC 911** — Medium Emerald Green
- **DMC 150** — Ultra Very Dark Dusty Rose
- **DMC 823** — Dark Navy Blue
- **DMC 775** — Very Light Baby Blue
- **DMC 3325** — Light Baby Blue
- **DMC 3806** — Light Cyclamen Pink
- **DMC 776** — Medium Pink

Preppy ghost with a big pink bow

Needlepoint pattern

Columns 50 to 90, rows 1 to 90. Gray squares: charted already, do not stitch again

This page is the dark part of the chart

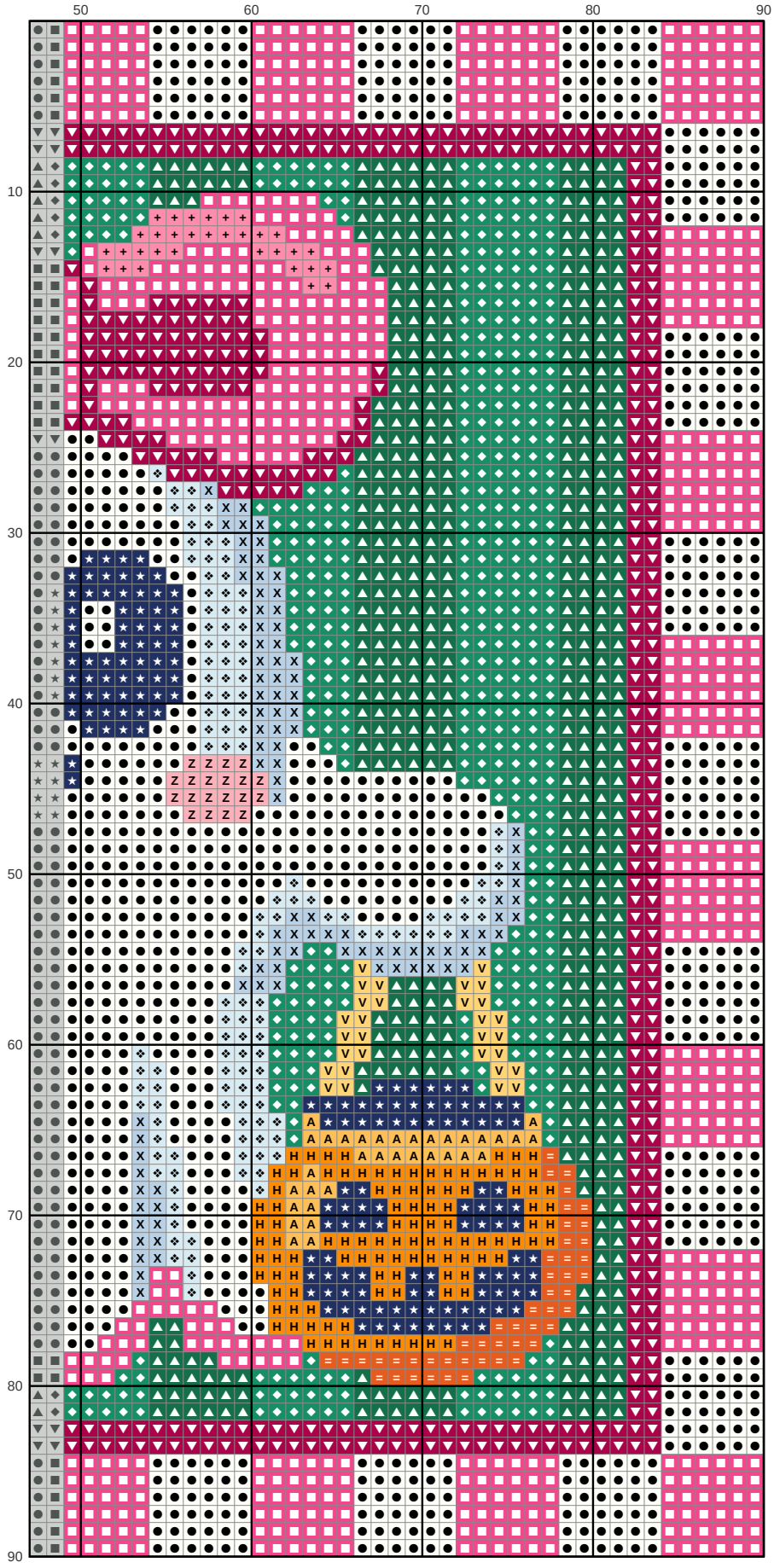

Key

- ● **DMC BLANC** White
- ■ **DMC 3805** Cyclamen Pink
- ▲ **DMC 909** Very Dark Emerald Green
- ◆ **DMC 911** Medium Emerald Green
- ▼ **DMC 150** Ultra Very Dark Dusty Rose
- ★ **DMC 823** Dark Navy Blue
- ❖ **DMC 775** Very Light Baby Blue
- X **DMC 3325** Light Baby Blue
- H **DMC 740** Tangerine
- \+ **DMC 3806** Light Cyclamen Pink
- = **DMC 720** Dark Orange Spice
- Z **DMC 776** Medium Pink
- A **DMC 742** Light Tangerine
- V **DMC 743** Medium Yellow