Preppy giraffe in pink and green

Needlepoint pattern | 90 x 126 stitches | 5 x 7 in (12.7 x 17.8 cm) on 18 mesh | 18 colors



How to stitch it



1. Each square is one tent stitch, up at 1, down at 2. Lines in continental, right to left, the canvas upside down for the next row; wide areas in basketweave.
2. Cut 18 in of thread. Start and end it without a knot left behind.
3. Mark the middle of the canvas. It is the outlined square on page 2, column 45, row 63 (DMC 677): start there. Count threads, not holes.
4. Go on from it: picture first, background last. Gray squares are on two pages: stitch them once.
5. When it is done, block it square.

First time? How to needlepoint: flossfield.com/needlepoint/guides/how-to-start/
How to read a chart: flossfield.com/needlepoint/guides/how-to-read-a-chart/

What you need

Canvas: blank mono canvas, 18 mesh (18 threads to the inch), cut 9 in wide x 11 in high (22.9 x 27.9 cm).

Needle: blunt tapestry, size 22. Also masking tape for the cut edges, and small scissors.

Thread: six-strand floss, 18 colors, about 21 skeins in all (an estimate). Stitch with 4 strands (5 or 6 if canvas shows).

Frame it: acid-free board and a frame.
How to frame needlepoint.

Thread list, DMC

			stitches	skeins
●	704	Bright Chartreuse	2,220	2
■	604	Light Cranberry	1,554	2
▲	3805	Cyclamen Pink	1,301	2
◆	BLANC	White	1,050	1
▼	898	Very Dark Coffee Brown	758	1
★	699	Green	611	1
❖	890	Ultra Dark Pistachio Green	610	1
X	3827	Pale Golden Brown	544	1
H	400	Dark Mahogany	436	1
+	963	Ultra Very Light Dusty Rose	412	1
=	677	Very Light Old Gold	395	1
Z	600	Very Dark Cranberry	354	1
A	703	Chartreuse	334	1
V	3371	Black Brown	265	1
T	436	Tan	150	1
N	300	Very Dark Mahogany	134	1
S	434	Light Brown	132	1
K	415	Pearl Gray	80	1

Skeins are estimates: the thread a stitch takes on the front and back of 18 mesh canvas, plus 30 percent, rounded up for each color.
Thread colors are approximate screen matches to DMC numbers. Check against real thread before you buy.
For your own stitching, gifts and handmade pieces you sell. Do not resell or share this PDF or copies of it.

Preppy giraffe in pink and green

Needlepoint pattern

Columns 1 to 90, rows 1 to 67. Start at the red outline

This page is the dark part of the chart



Key

- ● **DMC 704** Bright Chartreuse
- ■ **DMC 604** Light Cranberry
- ▲ **DMC 3805** Cyclamen Pink
- ◆ **DMC BLANC** White
- ▼ **DMC 898** Very Dark Coffee Brown
- ★ **DMC 699** Green
- ❖ **DMC 890** Ultra Dark Pistachio Green
- X **DMC 3827** Pale Golden Brown
- H **DMC 400** Dark Mahogany
- \+ **DMC 963** Ultra Very Light Dusty Rose
- = **DMC 677** Very Light Old Gold
- Z **DMC 600** Very Dark Cranberry
- A **DMC 703** Chartreuse
- V **DMC 3371** Black Brown
- T **DMC 436** Tan
- N **DMC 300** Very Dark Mahogany
- S **DMC 434** Light Brown

Preppy giraffe in pink and green

Needlepoint pattern

Columns 1 to 90, rows 68 to 126. Gray squares: charted already, do not stitch again

This page is the dark part of the chart



Key

- DMC 704 — Bright Chartreuse
- DMC 604 — Light Cranberry
- DMC 3805 — Cyclamen Pink
- DMC BLANC — White
- DMC 898 — Very Dark Coffee Brown
- DMC 699 — Green
- DMC 890 — Ultra Dark Pistachio Green
- DMC 400 — Dark Mahogany
- DMC 963 — Ultra Very Light Dusty Rose
- DMC 677 — Very Light Old Gold
- DMC 600 — Very Dark Cranberry
- DMC 703 — Chartreuse
- DMC 436 — Tan
- DMC 300 — Very Dark Mahogany
- DMC 415 — Pearl Gray