Preppy gold watch with a ribbon strap

Needlepoint pattern | 90 x 126 stitches | 5 x 7 in (12.7 x 17.8 cm) on 18 mesh | 18 colors



How to stitch it



1. Each square is one tent stitch, up at 1, down at 2. Lines in continental, right to left, the canvas upside down for the next row; wide areas in basketweave.
2. Cut 18 in of thread. Start and end it without a knot left behind.
3. Mark the middle of the canvas. It is the outlined square on page 2, column 45, row 63 (DMC 350): start there. Count threads, not holes.
4. Go on from it: picture first, background last. Gray squares are on two pages: stitch them once.
5. Last, two more rows all round in DMC 701: the opening's edge hides them.

First time? How to needlepoint: flossfield.com/needlepoint/guides/how-to-start/
How to read a chart: flossfield.com/needlepoint/guides/how-to-read-a-chart/

What you need

Canvas: blank mono canvas, 18 mesh (18 threads to the inch), cut 9.5 in wide x 11.5 in high (24.1 x 29.2 cm).

Needle: blunt tapestry, size 22. Also masking tape for the cut edges, and small scissors.

Thread: six-strand floss, 18 colors, about 23 skeins in all (an estimate). Stitch with 4 strands (5 or 6 if canvas shows).

Fit it into a lid: the box or tray, acid-free board and backing. Measure the opening first.
How to fit it into a lid.

Thread list, DMC

			stitches	skeins
●	**823**	Dark Navy Blue	2,127	2
■	**797**	Royal Blue	1,981	2
▲	**701**	Light Green	1,882	3
◆	**3865**	Winter White	1,651	2
▼	**603**	Cranberry	920	1
★	**3755**	Baby Blue	686	1
❖	**782**	Dark Topaz	538	1
X	**780**	Ultra Very Dark Topaz	328	1
H	**3820**	Dark Straw	277	1
+	**745**	Light Pale Yellow	268	1
=	**939**	Very Dark Navy Blue	223	1
Z	**801**	Dark Coffee Brown	129	1
A	**699**	Green	122	1
V	**415**	Pearl Gray	76	1
T	**604**	Light Cranberry	66	1
N	**602**	Medium Cranberry	46	1
S	**799**	Medium Delft Blue	16	1
K	**350**	Medium Coral	4	1

Skeins are estimates, with the two extra rows: the thread a stitch takes on the front and back of 18 mesh canvas, plus 30 percent, rounded up for each color.

Thread colors are approximate screen matches to DMC numbers. Check against real thread before you buy.

For your own stitching, gifts and handmade pieces you sell. Do not resell or share this PDF or copies of it.

Preppy gold watch with a ribbon strap

Needlepoint pattern

Columns 1 to 90, rows 1 to 63. Start at the red outline

This page is the dark part of the chart



Key

- DMC 823 Dark Navy Blue
- DMC 797 Royal Blue
- DMC 701 Light Green
- DMC 3865 Winter White
- DMC 603 Cranberry
- DMC 3755 Baby Blue
- DMC 782 Dark Topaz
- DMC 780 Ultra Very Dark Topaz
- DMC 3820 Dark Straw
- DMC 745 Light Pale Yellow
- DMC 939 Very Dark Navy Blue
- DMC 801 Dark Coffee Brown
- DMC 699 Green
- DMC 415 Pearl Gray
- DMC 604 Light Cranberry
- DMC 602 Medium Cranberry
- DMC 799 Medium Delft Blue
- DMC 350 Medium Coral

Preppy gold watch with a ribbon strap

Needlepoint pattern

Columns 1 to 90, rows 64 to 126. Gray squares: charted already, do not stitch again

This page is the dark part of the chart



Key

- DMC 823 Dark Navy Blue
- DMC 797 Royal Blue
- DMC 701 Light Green
- DMC 3865 Winter White
- DMC 603 Cranberry
- DMC 3755 Baby Blue
- DMC 782 Dark Topaz
- DMC 780 Ultra Very Dark Topaz
- DMC 3820 Dark Straw
- DMC 745 Light Pale Yellow
- DMC 939 Very Dark Navy Blue
- DMC 801 Dark Coffee Brown
- DMC 699 Green
- DMC 415 Pearl Gray
- DMC 604 Light Cranberry
- DMC 602 Medium Cranberry
- DMC 799 Medium Delft Blue
- DMC 350 Medium Coral