Preppy country club golf cart belt

Needlepoint pattern | 180 x 22 stitches | 10 x 1.2 in (25.4 x 3.1 cm) on 18 mesh | 8 colors



How to stitch it



1. Each square is one tent stitch, up at 1, down at 2. Lines in continental, right to left, the canvas upside down for the next row; wide areas in basketweave.
2. Cut 18 in of thread. Start and end it without a knot left behind.
3. Mark the middle of the canvas. It is the outlined square, column 90, row 11 (DMC 3843), for a size 36 belt: start there. Count threads, not holes.
4. Go on from it: picture first, background last. One repeat is 5 in: carry on both ways to your length. Gray squares are charted twice: stitch them once.
5. Last, two more rows along each long edge, each stitch in the color it lies beside: they are folded under. Ask your finisher first.

For initials or a name at its middle, type them on the pattern's page: they are charted there.

First time? How to needlepoint: flossfield.com/needlepoint/guides/how-to-start/
How to read a chart: flossfield.com/needlepoint/guides/how-to-read-a-chart/

What you need

Canvas: blank mono canvas, 18 mesh (18 threads to the inch), cut 36 x 5.5 in for a size 36 belt, which is stitched 30 to 32 in long.

Needle: blunt tapestry, size 22. Also masking tape for the cut edges, and small scissors.

Thread: six-strand floss, 8 colors, about 17 skeins for a size 36 belt (an estimate). Stitch with 4 strands (5 or 6 if canvas shows).

Make it a belt: a finisher who mounts it on leather, or a buckle and leather tabs. How to make a belt.

Thread list

			stitches	size 36 belt: skeins of floss
●	**DMC 3843**	Electric Blue	1,768	5
□	**DMC 3805**	Cyclamen Pink	462	2
▲	**DMC BLANC**	White	450	2
◆	**DMC 700**	Bright Green	416	3
▼	**DMC 907**	Light Parrot Green	410	2
★	**DMC 823**	Dark Navy Blue	286	1
❖	**DMC 434**	Light Brown	86	1
X	**DMC 3856**	Ultra Very Light Mahogany	82	1

Skeins are estimates, with the two extra rows: the thread a stitch takes on the front and back of 18 mesh canvas, plus 30 percent, rounded up for each color.

Thread colors are approximate screen matches to DMC numbers. Check against real thread before you buy.

For your own stitching, gifts and handmade pieces you sell. Do not resell or share this PDF or copies of it.

Preppy country club golf cart belt Needlepoint pattern

Columns 1 to 90, rows 1 to 22. Start at the red outline



Columns 91 to 180, rows 1 to 22. Gray squares: charted already, do not stitch again

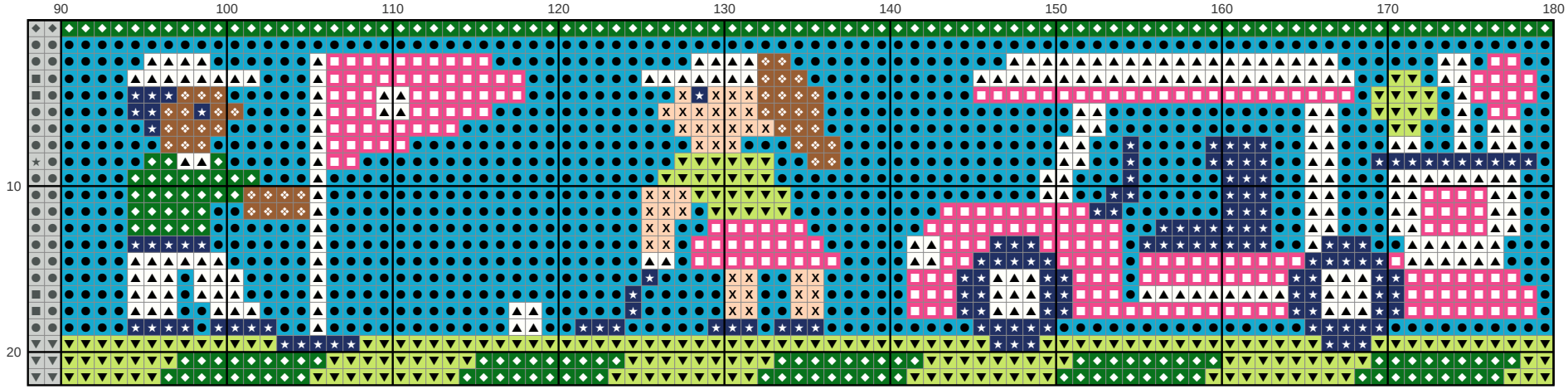

Key

- **DMC 3843** Electric Blue
- **DMC 3805** Cyclamen Pink
- **DMC BLANC** White
- **DMC 700** Bright Green
- **DMC 907** Light Parrot Green
- **DMC 823** Dark Navy Blue
- **DMC 434** Light Brown
- **DMC 3856** Ultra Very Light Mahogany