Preppy gramophone on an opera stage

Needlepoint pattern | 90 x 90 stitches | 5 x 5 in (12.7 x 12.7 cm) on 18 mesh | 18 colors



How to stitch it



1. Each square is one tent stitch, up at 1, down at 2. Lines in continental, right to left, the canvas upside down for the next row; wide areas in basketweave.
2. Cut 18 in of thread. Start and end it without a knot left behind.
3. Mark the middle of the canvas. It is the outlined square on page 2, column 45, row 45 (DMC 823): start there. Count threads, not holes.
4. Go on from it: picture first, background last. Gray squares are on two pages: stitch them once.
5. Last, two more rows all round, each stitch in the color it lies beside: the opening's edge hides them.

First time? How to needlepoint: flossfield.com/needlepoint/guides/how-to-start/
How to read a chart: flossfield.com/needlepoint/guides/how-to-read-a-chart/

What you need

Canvas: blank mono canvas, 18 mesh (18 threads to the inch), cut 9.5 in square (24.1 cm).

Needle: blunt tapestry, size 22. Also masking tape for the cut edges, and small scissors.

Thread: six-strand floss, 18 colors, about 19 skeins in all (an estimate). Stitch with 4 strands (5 or 6 if canvas shows).

Fit it into a lid: the box or tray, acid-free board and backing. Measure the opening first.
How to fit it into a lid.

Thread list, DMC

			stitches	skeins
●	**823**	Dark Navy Blue	1,708	2
■	**699**	Green	811	1
▲	**725**	Medium Light Topaz	787	1
◆	**890**	Ultra Dark Pistachio Green	674	1
▼	**701**	Light Green	647	1
★	**BLANC**	White	618	1
❖	**3811**	Very Light Turquoise	586	1
X	**3852**	Very Dark Straw	347	1
H	**780**	Ultra Very Dark Topaz	336	1
+	**938**	Ultra Dark Coffee Brown	331	1
=	**782**	Dark Topaz	205	1
Z	**150**	Ultra Very Dark Dusty Rose	202	1
A	**3810**	Dark Turquoise	194	1
V	**3832**	Medium Raspberry	172	1
T	**3706**	Medium Melon	133	1
N	**3766**	Light Peacock Blue	119	1
S	**3831**	Dark Raspberry	118	1
K	**310**	Black	112	1

Skeins are estimates, with the two extra rows: the thread a stitch takes on the front and back of 18 mesh canvas, plus 30 percent, rounded up for each color.

Thread colors are approximate screen matches to DMC numbers. Check against real thread before you buy.

For your own stitching, gifts and handmade pieces you sell. Do not resell or share this PDF or copies of it.

Preppy gramophone on an opera stage

Needlepoint pattern

Columns 1 to 49, rows 1 to 90. Start at the red outline

This page is the dark part of the chart

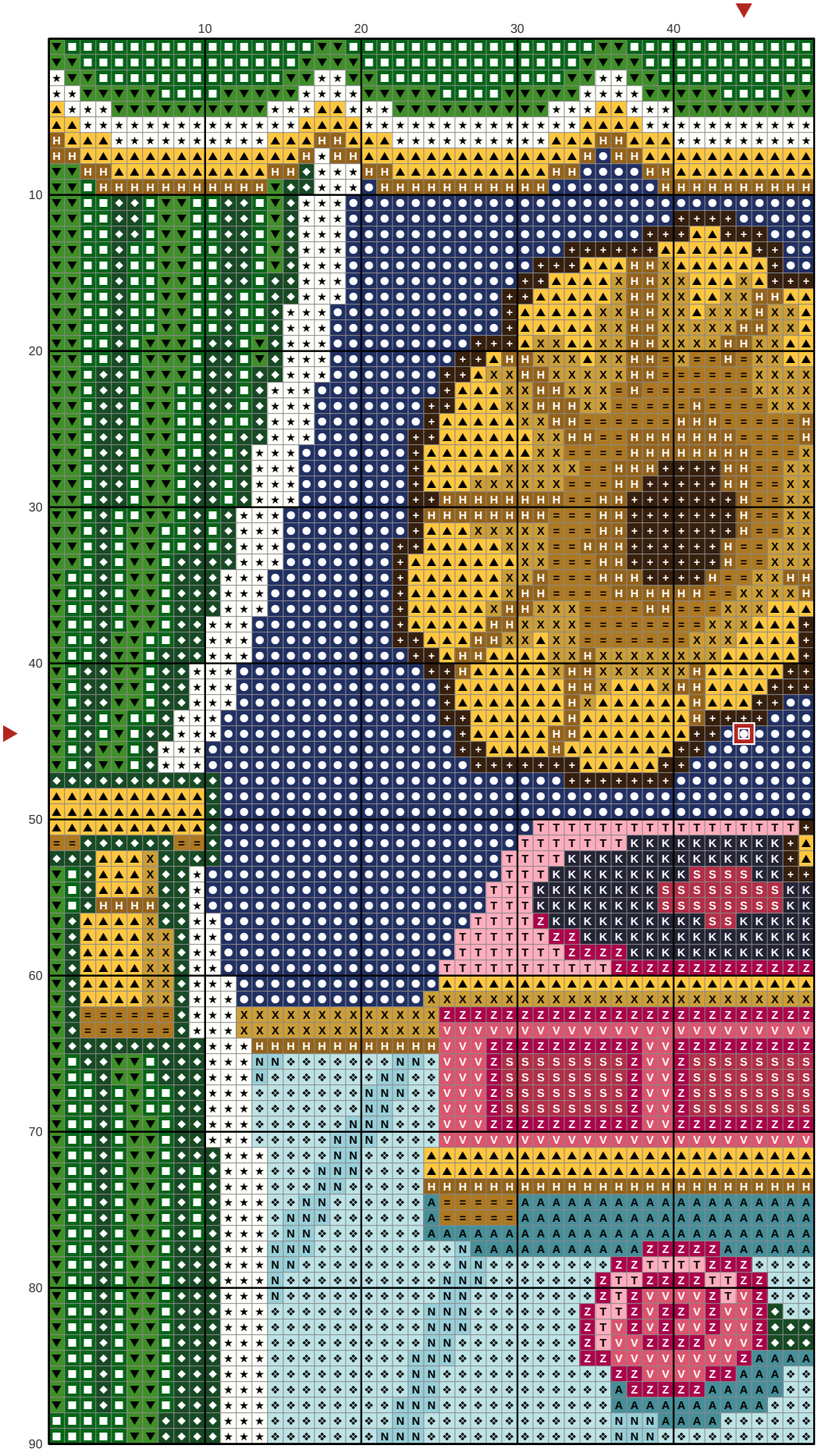

Key

- **DMC 823** Dark Navy Blue
- **DMC 699** Green
- **DMC 725** Medium Light Topaz
- **DMC 890** Ultra Dark Pistachio Green
- **DMC 701** Light Green
- **DMC BLANC** White
- **DMC 3811** Very Light Turquoise
- **DMC 3852** Very Dark Straw
- **DMC 780** Ultra Very Dark Topaz
- **DMC 938** Ultra Dark Coffee Brown
- **DMC 782** Dark Topaz
- **DMC 150** Ultra Very Dark Dusty Rose
- **DMC 3810** Dark Turquoise
- **DMC 3832** Medium Raspberry
- **DMC 3706** Medium Melon
- **DMC 3766** Light Peacock Blue
- **DMC 3831** Dark Raspberry
- **DMC 310** Black

Preppy gramophone on an opera stage Needlepoint pattern

Columns 50 to 90, rows 1 to 90. Gray squares: charted already, do not stitch again

This page is the dark part of the chart

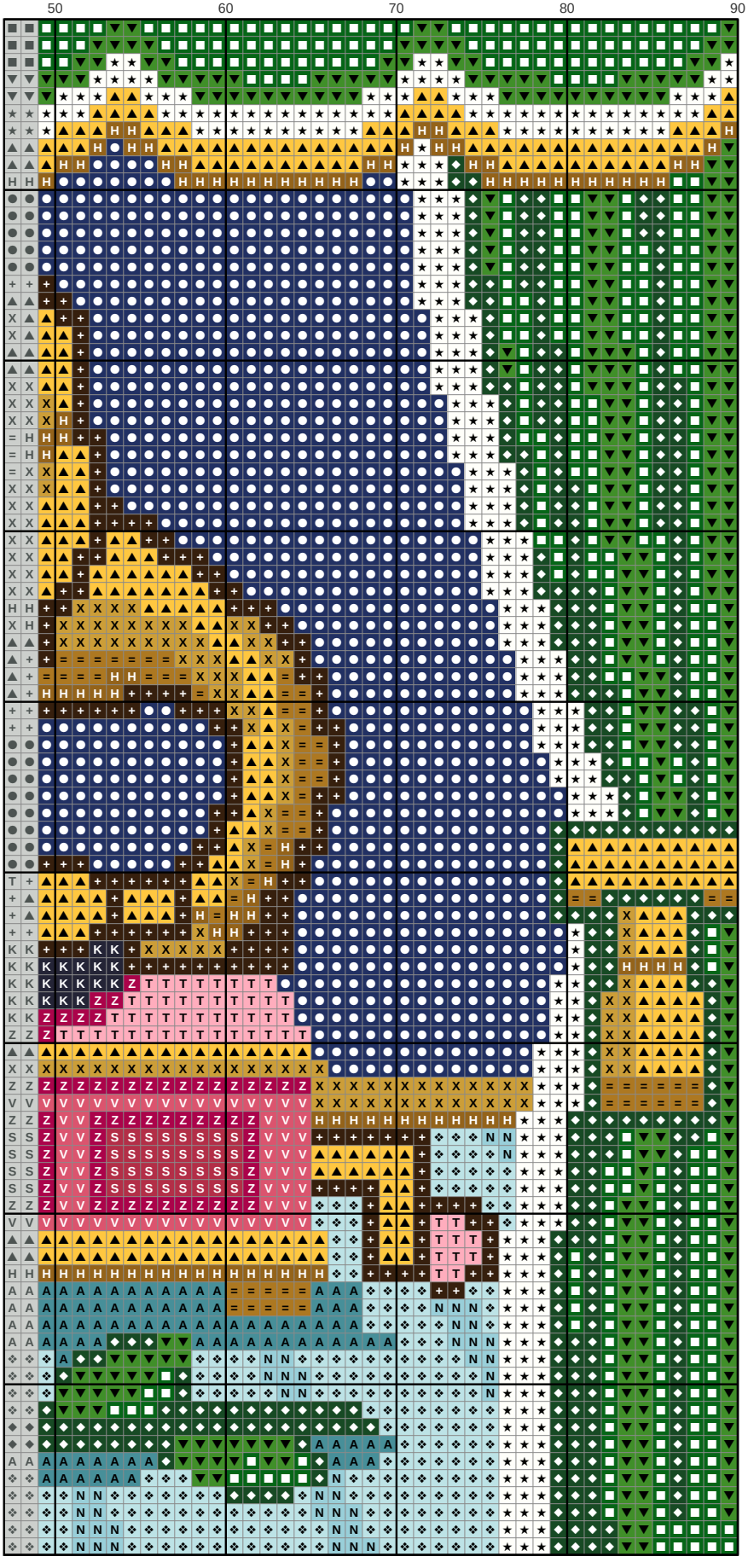

Key

- **DMC 823** Dark Navy Blue
- **DMC 699** Green
- **DMC 725** Medium Light Topaz
- **DMC 890** Ultra Dark Pistachio Green
- **DMC 701** Light Green
- **DMC BLANC** White
- **DMC 3811** Very Light Turquoise
- **DMC 3852** Very Dark Straw
- **DMC 780** Ultra Very Dark Topaz
- **DMC 938** Ultra Dark Coffee Brown
- **DMC 782** Dark Topaz
- **DMC 150** Ultra Very Dark Dusty Rose
- **DMC 3810** Dark Turquoise
- **DMC 3832** Medium Raspberry
- **DMC 3706** Medium Melon
- **DMC 3766** Light Peacock Blue
- **DMC 3831** Dark Raspberry
- **DMC 310** Black