Preppy grapes

Needlepoint pattern | 72 x 72 stitches | 4 x 4 in (10.2 x 10.2 cm) on 18 mesh | 15 colors



How to stitch it



1. Each square is one tent stitch, up at 1, down at 2. Lines in continental, right to left, the canvas upside down for the next row; wide areas in basketweave.
2. Cut 18 in of thread. Start and end it without a knot left behind.
3. Mark the middle of the canvas. It is the outlined square, column 36, row 36 (DMC 939): start there. Count threads, not holes.
4. Go on from it: picture first, background last. End the thread before crossing another color.
5. Last, two more rows all round in DMC 699: the board's edge hides them.

First time? How to needlepoint: flossfield.com/needlepoint/guides/how-to-start/
How to read a chart: flossfield.com/needlepoint/guides/how-to-read-a-chart/

What you need

Canvas: blank mono canvas, 18 mesh (18 threads to the inch), cut 8.5 in square (21.6 cm).

Needle: blunt tapestry, size 22. Also masking tape for the cut edges, and small scissors.

Thread: six-strand floss, 15 colors, about 16 skeins in all (an estimate). Stitch with 4 strands (5 or 6 if canvas shows).

Make it an ornament: board, thin batting, backing fabric and twisted cord.
How to finish an ornament.

Thread list, DMC

			stitches	skeins
●	**BLANC**	White	973	1
□	**699**	Green	972	2
△	**3607**	Light Plum	943	1
◆	**939**	Very Dark Navy Blue	570	1
▼	**3811**	Very Light Turquoise	512	1
★	**33**	Fuchsia	273	1
❖	**702**	Kelly Green	250	1
X	**210**	Medium Lavender	180	1
H	**704**	Bright Chartreuse	156	1
+	**327**	Dark Violet	103	1
=	**3608**	Very Light Plum	89	1
Z	**435**	Very Light Brown	65	1
A	**437**	Light Tan	36	1
V	**915**	Dark Plum	33	1
T	**433**	Medium Brown	29	1

Skeins are estimates, with the two extra rows: the thread a stitch takes on the front and back of 18 mesh canvas, plus 30 percent, rounded up for each color.

Thread colors are approximate screen matches to DMC numbers. Check against real thread before you buy.

For your own stitching, gifts and handmade pieces you sell. Do not resell or share this PDF or copies of it.

Preppy grapes Needlepoint pattern

Chart: 72 x 72 stitches. Start at the red outline



Key

- ● **DMC BLANC** White
- ■ **DMC 699** Green
- ▲ **DMC 3607** Light Plum
- ◆ **DMC 939** Very Dark Navy Blue
- ▼ **DMC 3811** Very Light Turquoise
- ★ **DMC 33** Fuchsia
- ❖ **DMC 702** Kelly Green
- X **DMC 210** Medium Lavender
- H **DMC 704** Bright Chartreuse
- \+ **DMC 327** Dark Violet
- = **DMC 3608** Very Light Plum
- Z **DMC 435** Very Light Brown
- A **DMC 437** Light Tan
- V **DMC 915** Dark Plum
- T **DMC 433** Medium Brown