Preppy beach hammock

Needlepoint pattern | 140 x 140 stitches | 14 x 14 in (35.6 x 35.6 cm) on 10 mesh | 24 colors



How to stitch it



1. Each square is one tent stitch, up at 1, down at 2. Lines in continental, right to left, the canvas upside down for the next row; wide areas in basketweave.
2. Cut 18 in of thread. Start and end it without a knot left behind.
3. Mark the middle of the canvas. It is the outlined square on page 2, column 70, row 70 (DMC 3846): start there. Count threads, not holes.
4. Go on from it: picture first, background last. Gray squares are on two pages: stitch them once.
5. Last, two more rows all round, each stitch in the color it lies beside: the seam hides them.

First time? How to needlepoint: flossfield.com/needlepoint/guides/how-to-start/
How to read a chart: flossfield.com/needlepoint/guides/how-to-read-a-chart/

What you need

Canvas: blank mono canvas, 10 mesh (10 threads to the inch), cut 18.5 in square (47 cm).

Needle: blunt tapestry, size 18. Also masking tape for the cut edges, and small scissors.

Thread: pearl cotton size 3, 24 colors, about 42 skeins in all (an estimate). Stitch with 2 lengths together.

Make it a pillow: backing fabric, an insert the size of the stitching or an inch larger, and cord or piping for the edge. How to finish a pillow.

Thread list, DMC

			stitches	skeins
●	**BLANC**	White	2,629	4
■	**3806**	Light Cyclamen Pink	2,112	4
▲	**3804**	Dark Cyclamen Pink	1,934	4
◆	**827**	Very Light Blue	1,595	3
▼	**823**	Dark Navy Blue	1,282	2
★	**739**	Ultra Very Light Tan	1,163	2
❖	**3846**	Light Bright Turquoise	1,003	2
X	**3843**	Electric Blue	831	2
H	**699**	Green	816	2
+	**433**	Medium Brown	797	2
=	**435**	Very Light Brown	770	2
Z	**747**	Very Light Sky Blue	657	1
A	**890**	Ultra Dark Pistachio Green	655	1
V	**702**	Kelly Green	529	1
T	**3845**	Medium Bright Turquoise	505	1
N	**964**	Light Seagreen	486	1
S	**437**	Light Tan	420	1
K	**600**	Very Dark Cranberry	417	1
E	**704**	Bright Chartreuse	290	1
C	**3864**	Light Mocha Beige	246	1
P	**738**	Very Light Tan	215	1
U	**797**	Royal Blue	117	1
L	**3747**	Very Light Blue Violet	98	1
2	**798**	Dark Delft Blue	33	1

Skeins are estimates, with the two extra rows: the thread a stitch takes on the front and back of 10 mesh canvas, plus 30 percent, rounded up for each color.

Thread colors are approximate screen matches to DMC numbers. Check against real thread before you buy.

For your own stitching, gifts and handmade pieces you sell. Do not resell or share this PDF or copies of it.

Preppy beach hammock Needlepoint pattern

Columns 1 to 74, rows 1 to 74. Start at the red outline

This page is the dark part of the chart



Key

●	**DMC BLANC** White	H	**DMC 699** Green	S	**DMC 437** Light Tan
■	**DMC 3806** Light Cyclamen Pink	+	**DMC 433** Medium Brown	K	**DMC 600** Very Dark Cranberry
▲	**DMC 3804** Dark Cyclamen Pink	=	**DMC 435** Very Light Brown	E	**DMC 704** Bright Chartreuse
◆	**DMC 827** Very Light Blue	Z	**DMC 747** Very Light Sky Blue	U	**DMC 797** Royal Blue
▼	**DMC 823** Dark Navy Blue	A	**DMC 890** Ultra Dark Pistachio Green	L	**DMC 3747** Very Light Blue Violet
❖	**DMC 3846** Light Bright Turquoise	V	**DMC 702** Kelly Green	2	**DMC 798** Dark Delft Blue
X	**DMC 3843** Electric Blue	T	**DMC 3845** Medium Bright Turquoise		

Preppy beach hammock

Needlepoint pattern

Columns 75 to 140, rows 1 to 74. Gray squares: charted already, do not stitch again

This page is the dark part of the chart



Key

●	**DMC BLANC** White	X	**DMC 3843** Electric Blue	T	**DMC 3845** Medium Bright Turquoise
■	**DMC 3806** Light Cyclamen Pink	H	**DMC 699** Green	S	**DMC 437** Light Tan
▲	**DMC 3804** Dark Cyclamen Pink	+	**DMC 433** Medium Brown	K	**DMC 600** Very Dark Cranberry
◆	**DMC 827** Very Light Blue	=	**DMC 435** Very Light Brown	E	**DMC 704** Bright Chartreuse
▼	**DMC 823** Dark Navy Blue	Z	**DMC 747** Very Light Sky Blue	L	**DMC 3747** Very Light Blue Violet
★	**DMC 739** Ultra Very Light Tan	A	**DMC 890** Ultra Dark Pistachio Green		
❖	**DMC 3846** Light Bright Turquoise	V	**DMC 702** Kelly Green		

Preppy beach hammock Needlepoint pattern

Columns 1 to 74, rows 75 to 140. Gray squares: charted already, do not stitch again

This page is the dark part of the chart



Key

- ● **DMC BLANC** White
- ■ **DMC 3806** Light Cyclamen Pink
- ▲ **DMC 3804** Dark Cyclamen Pink
- ▼ **DMC 823** Dark Navy Blue
- ★ **DMC 739** Ultra Very Light Tan
- ❖ **DMC 3846** Light Bright Turquoise
- H **DMC 699** Green
- \+ **DMC 433** Medium Brown
- = **DMC 435** Very Light Brown
- A **DMC 890** Ultra Dark Pistachio Green
- V **DMC 702** Kelly Green
- T **DMC 3845** Medium Bright Turquoise
- N **DMC 964** Light Seagreen
- S **DMC 437** Light Tan
- K **DMC 600** Very Dark Cranberry
- E **DMC 704** Bright Chartreuse
- C **DMC 3864** Light Mocha Beige
- P **DMC 738** Very Light Tan
- U **DMC 797** Royal Blue
- L **DMC 3747** Very Light Blue Violet

Preppy beach hammock Needlepoint pattern

Columns 75 to 140, rows 75 to 140. Gray squares: charted already, do not stitch again

This page is the dark part of the chart



Key

- ● **DMC BLANC** White
- ■ **DMC 3806** Light Cyclamen Pink
- ▲ **DMC 3804** Dark Cyclamen Pink
- ▼ **DMC 823** Dark Navy Blue
- ★ **DMC 739** Ultra Very Light Tan
- ❖ **DMC 3846** Light Bright Turquoise
- H **DMC 699** Green
- \+ **DMC 433** Medium Brown
- = **DMC 435** Very Light Brown
- A **DMC 890** Ultra Dark Pistachio Green
- V **DMC 702** Kelly Green
- T **DMC 3845** Medium Bright Turquoise
- N **DMC 964** Light Seagreen
- S **DMC 437** Light Tan
- K **DMC 600** Very Dark Cranberry
- E **DMC 704** Bright Chartreuse
- C **DMC 3864** Light Mocha Beige
- P **DMC 738** Very Light Tan
- L **DMC 3747** Very Light Blue Violet