Preppy harness racer

Needlepoint pattern | 140 x 140 stitches | 14 x 14 in (35.6 x 35.6 cm) on 10 mesh | 24 colors



How to stitch it



1. Each square is one tent stitch, up at 1, down at 2. Lines in continental, right to left, the canvas upside down for the next row; wide areas in basketweave.
2. Cut 18 in of thread. Start and end it without a knot left behind.
3. Mark the middle of the canvas. It is the outlined square on page 2, column 70, row 70 (DMC 400): start there. Count threads, not holes.
4. Go on from it: picture first, background last. Gray squares are on two pages: stitch them once.
5. Last, two more rows all round, each stitch in the color it lies beside: the seam hides them.

First time? How to needlepoint: flossfield.com/needlepoint/guides/how-to-start/
How to read a chart: flossfield.com/needlepoint/guides/how-to-read-a-chart/

What you need

Canvas: blank mono canvas, 10 mesh (10 threads to the inch), cut 18.5 in square (47 cm).

Needle: blunt tapestry, size 18. Also masking tape for the cut edges, and small scissors.

Thread: pearl cotton size 3, 24 colors, about 43 skeins in all (an estimate). Stitch with 2 lengths together.

Make it a pillow: backing fabric, an insert the size of the stitching or an inch larger, and cord or piping for the edge. How to finish a pillow.

Thread list, DMC

			stitches	skeins
●	3825	Pale Pumpkin	3,691	6
■	402	Very Light Mahogany	2,249	4
▲	316	Medium Antique Mauve	1,681	3
◆	3766	Light Peacock Blue	1,323	3
▼	310	Black	985	2
★	3811	Very Light Turquoise	980	2
❖	3364	Pine Green	979	2
X	951	Light Tawny	875	2
H	3849	Light Teal Green	850	2
+	3765	Very Dark Peacock Blue	787	2
=	BLANC	White	766	2
Z	301	Medium Mahogany	574	1
A	400	Dark Mahogany	562	1
V	3362	Dark Pine Green	464	1
T	3823	Ultra Pale Yellow	401	1
N	938	Ultra Dark Coffee Brown	369	1
S	3746	Dark Blue Violet	336	1
K	779	Dark Cocoa	331	1
E	32	Dark Blueberry	306	1
C	307	Lemon	269	1
P	725	Medium Light Topaz	261	1
U	300	Very Dark Mahogany	233	1
L	472	Ultra Light Avocado Green	186	1
2	3776	Light Mahogany	142	1

Skeins are estimates, with the two extra rows: the thread a stitch takes on the front and back of 10 mesh canvas, plus 30 percent, rounded up for each color.

Thread colors are approximate screen matches to DMC numbers. Check against real thread before you buy.

For your own stitching, gifts and handmade pieces you sell. Do not resell or share this PDF or copies of it.

Preppy harness racer

Needlepoint pattern

Columns 1 to 74, rows 1 to 74. Start at the red outline

This page is the dark part of the chart



Key

- ● **DMC 3825** Pale Pumpkin
- ◆ **DMC 3766** Light Peacock Blue
- ▼ **DMC 310** Black
- ★ **DMC 3811** Very Light Turquoise
- ❖ **DMC 3364** Pine Green
- X **DMC 951** Light Tawny
- \+ **DMC 3765** Very Dark Peacock Blue
- = **DMC BLANC** White
- Z **DMC 301** Medium Mahogany
- A **DMC 400** Dark Mahogany
- V **DMC 3362** Dark Pine Green
- T **DMC 3823** Ultra Pale Yellow
- N **DMC 938** Ultra Dark Coffee Brown
- S **DMC 3746** Dark Blue Violet
- K **DMC 779** Dark Cocoa
- E **DMC 32** Dark Blueberry
- C **DMC 307** Lemon
- P **DMC 725** Medium Light Topaz
- U **DMC 300** Very Dark Mahogany
- L **DMC 472** Ultra Light Avocado Green
- 2 **DMC 3776** Light Mahogany

Preppy harness racer

Needlepoint pattern

Columns 75 to 140, rows 1 to 74. Gray squares: charted already, do not stitch again

This page is the dark part of the chart



Key

- ● **DMC 3825** Pale Pumpkin
- ■ **DMC 402** Very Light Mahogany
- ◆ **DMC 3766** Light Peacock Blue
- ▼ **DMC 310** Black
- ★ **DMC 3811** Very Light Turquoise
- ❖ **DMC 3364** Pine Green
- X **DMC 951** Light Tawny
- H **DMC 3849** Light Teal Green
- \+ **DMC 3765** Very Dark Peacock Blue
- = **DMC BLANC** White
- Z **DMC 301** Medium Mahogany
- A **DMC 400** Dark Mahogany
- V **DMC 3362** Dark Pine Green
- T **DMC 3823** Ultra Pale Yellow
- N **DMC 938** Ultra Dark Coffee Brown
- S **DMC 3746** Dark Blue Violet
- K **DMC 779** Dark Cocoa
- E **DMC 32** Dark Blueberry
- C **DMC 307** Lemon
- P **DMC 725** Medium Light Topaz
- U **DMC 300** Very Dark Mahogany
- L **DMC 472** Ultra Light Avocado Green
- 2 **DMC 3776** Light Mahogany

Preppy harness racer Needlepoint pattern

Columns 1 to 74, rows 75 to 140. Gray squares: charted already, do not stitch again

This page is the dark part of the chart



Key

- ● **DMC 3825** Pale Pumpkin
- ■ **DMC 402** Very Light Mahogany
- ▲ **DMC 316** Medium Antique Mauve
- ▼ **DMC 310** Black
- ❖ **DMC 3364** Pine Green
- X **DMC 951** Light Tawny
- = **DMC BLANC** White
- A **DMC 400** Dark Mahogany
- V **DMC 3362** Dark Pine Green
- N **DMC 938** Ultra Dark Coffee Brown
- S **DMC 3746** Dark Blue Violet
- K **DMC 779** Dark Cocoa
- U **DMC 300** Very Dark Mahogany

Preppy harness racer Needlepoint pattern

Columns 75 to 140, rows 75 to 140. Gray squares: charted already, do not stitch again

This page is the dark part of the chart



Key

- ● **DMC 3825** Pale Pumpkin
- ■ **DMC 402** Very Light Mahogany
- ▲ **DMC 316** Medium Antique Mauve
- ◆ **DMC 3766** Light Peacock Blue
- ▼ **DMC 310** Black
- ❖ **DMC 3364** Pine Green
- X **DMC 951** Light Tawny
- = **DMC BLANC** White
- A **DMC 400** Dark Mahogany
- V **DMC 3362** Dark Pine Green
- N **DMC 938** Ultra Dark Coffee Brown
- S **DMC 3746** Dark Blue Violet
- K **DMC 779** Dark Cocoa
- E **DMC 32** Dark Blueberry
- C **DMC 307** Lemon
- P **DMC 725** Medium Light Topaz
- U **DMC 300** Very Dark Mahogany