Preppy horse

Needlepoint pattern | 104 x 104 stitches | 8 x 8 in (20.3 x 20.3 cm) on 13 mesh | 15 colors



How to stitch it



1. Each square is one tent stitch, up at 1, down at 2. Lines in continental, right to left, the canvas upside down for the next row; wide areas in basketweave.
2. Cut 18 in of thread. Start and end it without a knot left behind.
3. Mark the middle of the canvas. It is the outlined square on page 2, column 52, row 52 (DMC 823): start there. Count threads, not holes.
4. Go on from it: picture first, background last. Gray squares are on two pages: stitch them once.
5. Last, two more rows all round in DMC 699: the seam hides them.

First time? How to needlepoint: flossfield.com/needlepoint/guides/how-to-start/
How to read a chart: flossfield.com/needlepoint/guides/how-to-read-a-chart/

What you need

Canvas: blank mono canvas, 13 mesh (13 threads to the inch), cut 12.5 in square (31.8 cm).

Needle: blunt tapestry, size 20. Also masking tape for the cut edges, and small scissors.

Thread: six-strand floss, 15 colors, about 26 skeins in all (an estimate). Stitch with 7 strands (8 if canvas shows).

Make it a pillow: backing fabric, an insert the size of the stitching or an inch larger, and cord or piping for the edge. How to finish a pillow.

Thread list, DMC

			stitches	skeins
●	**699**	Green	2,078	5
■	**963**	Ultra Very Light Dusty Rose	1,910	3
▲	**BLANC**	White	1,542	3
◆	**3716**	Very Light Rose	1,157	2
▼	**301**	Medium Mahogany	1,005	2
★	**400**	Dark Mahogany	761	2
❖	**300**	Very Dark Mahogany	618	1
X	**3371**	Black Brown	417	1
H	**823**	Dark Navy Blue	356	1
+	**701**	Light Green	313	1
=	**3776**	Light Mahogany	280	1
Z	**895**	Very Dark Hunter Green	210	1
A	**704**	Bright Chartreuse	113	1
V	**782**	Dark Topaz	30	1
T	**3822**	Light Straw	26	1

Skeins are estimates, with the two extra rows: the thread a stitch takes on the front and back of 13 mesh canvas, plus 30 percent, rounded up for each color.

Thread colors are approximate screen matches to DMC numbers. Check against real thread before you buy.

For your own stitching, gifts and handmade pieces you sell. Do not resell or share this PDF or copies of it.

Preppy horse

Needlepoint pattern

Columns 1 to 56, rows 1 to 104. Start at the red outline

This page is the dark part of the chart



Key

- DMC 699 Green
- DMC 963 Ultra Very Light Dusty Rose
- DMC BLANC White
- DMC 3716 Very Light Rose
- DMC 301 Medium Mahogany
- DMC 400 Dark Mahogany
- DMC 300 Very Dark Mahogany
- DMC 3371 Black Brown
- DMC 823 Dark Navy Blue
- DMC 701 Light Green
- DMC 3776 Light Mahogany
- DMC 704 Bright Chartreuse
- DMC 782 Dark Topaz
- DMC 3822 Light Straw

Preppy horse

Needlepoint pattern

Columns 57 to 104, rows 1 to 104. Gray squares: charted already, do not stitch again

This page is the dark part of the chart



Key

- DMC 699 Green
- DMC 963 Ultra Very Light Dusty Rose
- DMC BLANC White
- DMC 3716 Very Light Rose
- DMC 301 Medium Mahogany
- DMC 400 Dark Mahogany
- DMC 300 Very Dark Mahogany
- DMC 3371 Black Brown
- DMC 823 Dark Navy Blue
- DMC 701 Light Green
- DMC 3776 Light Mahogany
- DMC 895 Very Dark Hunter Green
- DMC 704 Bright Chartreuse
- DMC 782 Dark Topaz
- DMC 3822 Light Straw