Preppy key to the new house

Needlepoint pattern | 90 x 126 stitches | 5 x 7 in (12.7 x 17.8 cm) on 18 mesh | 19 colors



How to stitch it



1. Each square is one tent stitch, up at 1, down at 2. Lines in continental, right to left, the canvas upside down for the next row; wide areas in basketweave.
2. Cut 18 in of thread. Start and end it without a knot left behind.
3. Mark the middle of the canvas. It is the outlined square on page 2, column 45, row 63 (DMC 3078): start there. Count threads, not holes.
4. Go on from it: picture first, background last. Gray squares are on two pages: stitch them once.
5. When it is done, block it square.

First time? How to needlepoint: flossfield.com/needlepoint/guides/how-to-start/
How to read a chart: flossfield.com/needlepoint/guides/how-to-read-a-chart/

What you need

Canvas: blank mono canvas, 18 mesh (18 threads to the inch), cut 9 in wide x 11 in high (22.9 x 27.9 cm).

Needle: blunt tapestry, size 22. Also masking tape for the cut edges, and small scissors.

Thread: six-strand floss, 19 colors, about 22 skeins in all (an estimate). Stitch with 4 strands (5 or 6 if canvas shows).

Frame it: acid-free board and a frame.
How to frame needlepoint.

Thread list, DMC

			stitches	skeins
●	602	Medium Cranberry	2,564	3
■	3811	Very Light Turquoise	2,338	2
▲	747	Very Light Sky Blue	1,104	1
◆	3766	Light Peacock Blue	1,052	1
▼	3685	Very Dark Mauve	1,021	1
★	433	Medium Brown	578	1
❖	BLANC	White	512	1
X	699	Green	374	1
H	783	Medium Topaz	339	1
+	604	Light Cranberry	256	1
=	3078	Very Light Golden Yellow	235	1
Z	702	Kelly Green	231	1
A	782	Dark Topaz	157	1
V	704	Bright Chartreuse	152	1
T	818	Baby Pink	148	1
N	726	Light Topaz	116	1
S	823	Dark Navy Blue	81	1
K	600	Very Dark Cranberry	72	1
E	798	Dark Delft Blue	10	1

Skeins are estimates: the thread a stitch takes on the front and back of 18 mesh canvas, plus 30 percent, rounded up for each color.
Thread colors are approximate screen matches to DMC numbers. Check against real thread before you buy.
For your own stitching, gifts and handmade pieces you sell. Do not resell or share this PDF or copies of it.

Preppy key to the new house

Needlepoint pattern

Columns 1 to 90, rows 1 to 67. Start at the red outline

This page is the dark part of the chart



Key

- **DMC 602** Medium Cranberry
- **DMC 3811** Very Light Turquoise
- **DMC 747** Very Light Sky Blue
- **DMC 3766** Light Peacock Blue
- **DMC 3685** Very Dark Mauve
- **DMC 433** Medium Brown
- **DMC BLANC** White
- **DMC 699** Green
- **DMC 783** Medium Topaz
- **DMC 604** Light Cranberry
- **DMC 3078** Very Light Golden Yellow
- **DMC 702** Kelly Green
- **DMC 782** Dark Topaz
- **DMC 704** Bright Chartreuse
- **DMC 818** Baby Pink
- **DMC 726** Light Topaz
- **DMC 823** Dark Navy Blue
- **DMC 600** Very Dark Cranberry
- **DMC 798** Dark Delft Blue

Preppy key to the new house

Needlepoint pattern

Columns 1 to 90, rows 68 to 126. Gray squares: charted already, do not stitch again

This page is the dark part of the chart



Key

- **DMC 602** Medium Cranberry
- **DMC 3811** Very Light Turquoise
- **DMC 747** Very Light Sky Blue
- **DMC 3766** Light Peacock Blue
- **DMC 3685** Very Dark Mauve
- **DMC 433** Medium Brown
- **DMC BLANC** White
- **DMC 699** Green
- **DMC 783** Medium Topaz
- **DMC 604** Light Cranberry
- **DMC 3078** Very Light Golden Yellow
- **DMC 702** Kelly Green
- **DMC 782** Dark Topaz
- **DMC 704** Bright Chartreuse
- **DMC 818** Baby Pink
- **DMC 726** Light Topaz
- **DMC 600** Very Dark Cranberry