Preppy pink house clutch with palms

Needlepoint pattern | 126 x 72 stitches | 7 x 4 in (17.8 x 10.2 cm) on 18 mesh | 17 colors



How to stitch it



1. Each square is one tent stitch, up at 1, down at 2. Lines in continental, right to left, the canvas upside down for the next row; wide areas in basketweave.
2. Cut 18 in of thread. Start and end it without a knot left behind.
3. Mark the middle of the canvas. It is the outlined square on page 2, column 63, row 36 (DMC 3820): start there. Count threads, not holes.
4. Go on from it: picture first, background last. Gray squares are on two pages: stitch them once.
5. When it is done, block it square.

First time? How to needlepoint: flossfield.com/needlepoint/guides/how-to-start/
How to read a chart: flossfield.com/needlepoint/guides/how-to-read-a-chart/

What you need

Canvas: blank mono canvas, 18 mesh (18 threads to the inch), cut 11 in wide x 8 in high (27.9 x 20.3 cm).

Needle: blunt tapestry, size 22. Also masking tape for the cut edges, and small scissors.

Thread: six-strand floss, 17 colors, about 18 skeins in all (an estimate). Stitch with 4 strands (5 or 6 if canvas shows).

Make it a clutch: a clutch or wallet with an opening this size, or a lining and a closure to sew it up. Measure the opening before you stitch. If the piece is small for it, stitch two extra rows all round in DMC 311, the color at its edge. How to finish a purse or clutch.

Thread list, DMC

			stitches	skeins
●	**964**	Light Seagreen	1,328	2
■	**BLANC**	White	942	1
▲	**311**	Medium Navy Blue	882	1
◆	**893**	Light Carnation	840	1
▼	**959**	Medium Seagreen	838	1
★	**702**	Kelly Green	770	1
❖	**597**	Turquoise	546	1
X	**3820**	Dark Straw	398	1
H	**700**	Bright Green	368	1
+	**309**	Ultra Very Dark Rose	358	1
=	**3708**	Light Melon	350	1
Z	**703**	Chartreuse	334	1
A	**890**	Ultra Dark Pistachio Green	312	1
V	**704**	Bright Chartreuse	308	1
T	**899**	Medium Rose	248	1
N	**3862**	Dark Mocha Beige	140	1
S	**437**	Light Tan	110	1

Skeins are estimates: the thread a stitch takes on the front and back of 18 mesh canvas, plus 30 percent, rounded up for each color.
Thread colors are approximate screen matches to DMC numbers. Check against real thread before you buy.
For your own stitching, gifts and handmade pieces you sell. Do not resell or share this PDF or copies of it.

Preppy pink house clutch with palms

Needlepoint pattern

Columns 1 to 67, rows 1 to 72. Start at the red outline

This page is the dark part of the chart



Key

- ● **DMC 964** Light Seagreen
- ■ **DMC BLANC** White
- ▲ **DMC 311** Medium Navy Blue
- ◆ **DMC 893** Light Carnation
- ▼ **DMC 959** Medium Seagreen
- ★ **DMC 702** Kelly Green
- ❖ **DMC 597** Turquoise
- X **DMC 3820** Dark Straw
- H **DMC 700** Bright Green
- \+ **DMC 309** Ultra Very Dark Rose
- = **DMC 3708** Light Melon
- Z **DMC 703** Chartreuse
- A **DMC 890** Ultra Dark Pistachio Green
- V **DMC 704** Bright Chartreuse
- T **DMC 899** Medium Rose
- N **DMC 3862** Dark Mocha Beige
- S **DMC 437** Light Tan

Preppy pink house clutch with palms

Needlepoint pattern

Columns 68 to 126, rows 1 to 72. Gray squares: charted already, do not stitch again

This page is the dark part of the chart



Key

- ● **DMC 964** Light Seagreen
- ■ **DMC BLANC** White
- ▲ **DMC 311** Medium Navy Blue
- ◆ **DMC 893** Light Carnation
- ▼ **DMC 959** Medium Seagreen
- ★ **DMC 702** Kelly Green
- ❖ **DMC 597** Turquoise
- X **DMC 3820** Dark Straw
- H **DMC 700** Bright Green
- \+ **DMC 309** Ultra Very Dark Rose
- = **DMC 3708** Light Melon
- Z **DMC 703** Chartreuse
- A **DMC 890** Ultra Dark Pistachio Green
- V **DMC 704** Bright Chartreuse
- T **DMC 899** Medium Rose
- N **DMC 3862** Dark Mocha Beige
- S **DMC 437** Light Tan