Preppy hummingbird and hibiscus

Needlepoint pattern | 140 x 140 stitches | 14 x 14 in (35.6 x 35.6 cm) on 10 mesh | 18 colors



How to stitch it



1. Each square is one tent stitch, up at 1, down at 2. Lines in continental, right to left, the canvas upside down for the next row; wide areas in basketweave.
2. Cut 18 in of thread. Start and end it without a knot left behind.
3. Mark the middle of the canvas. It is the outlined square on page 2, column 70, row 70 (DMC 3804): start there. Count threads, not holes.
4. Go on from it: picture first, background last. Gray squares are on two pages: stitch them once.
5. Last, two more rows all round, each stitch in the color it lies beside: the seam hides them.

First time? How to needlepoint: flossfield.com/needlepoint/guides/how-to-start/
How to read a chart: flossfield.com/needlepoint/guides/how-to-read-a-chart/

What you need

Canvas: blank mono canvas, 10 mesh (10 threads to the inch), cut 18.5 in square (47 cm).

Needle: blunt tapestry, size 18. Also masking tape for the cut edges, and small scissors.

Thread: pearl cotton size 3, 18 colors, about 42 skeins in all (an estimate). Stitch with 2 lengths together.

Make it a pillow: backing fabric, an insert the size of the stitching or an inch larger, and cord or piping for the edge. How to finish a pillow.

Thread list, DMC

			stitches	skeins
●	**747**	Very Light Sky Blue	5,779	9
■	**605**	Very Light Cranberry	3,530	7
▲	**3805**	Cyclamen Pink	2,227	5
◆	**823**	Dark Navy Blue	1,453	3
▼	**BLANC**	White	1,286	2
★	**702**	Kelly Green	1,042	2
❖	**699**	Green	788	2
X	**3804**	Dark Cyclamen Pink	733	2
H	**704**	Bright Chartreuse	549	1
+	**825**	Dark Blue	529	1
=	**796**	Dark Royal Blue	485	1
Z	**3806**	Light Cyclamen Pink	446	1
A	**826**	Medium Blue	392	1
V	**827**	Very Light Blue	155	1
T	**813**	Light Blue	62	1
N	**727**	Very Light Topaz	61	1
S	**741**	Medium Tangerine	43	1
K	**150**	Ultra Very Dark Dusty Rose	40	1

Skeins are estimates, with the two extra rows: the thread a stitch takes on the front and back of 10 mesh canvas, plus 30 percent, rounded up for each color.

Thread colors are approximate screen matches to DMC numbers. Check against real thread before you buy.

For your own stitching, gifts and handmade pieces you sell. Do not resell or share this PDF or copies of it.

Preppy hummingbird and hibiscus

Needlepoint pattern

Columns 1 to 74, rows 1 to 74. Start at the red outline

This page is the dark part of the chart



Key

- ● **DMC 747** Very Light Sky Blue
- ■ **DMC 605** Very Light Cranberry
- ▲ **DMC 3805** Cyclamen Pink
- ◆ **DMC 823** Dark Navy Blue
- ▼ **DMC BLANC** White
- ★ **DMC 702** Kelly Green
- ❖ **DMC 699** Green
- X **DMC 3804** Dark Cyclamen Pink
- H **DMC 704** Bright Chartreuse
- \+ **DMC 825** Dark Blue
- = **DMC 796** Dark Royal Blue
- Z **DMC 3806** Light Cyclamen Pink
- A **DMC 826** Medium Blue
- V **DMC 827** Very Light Blue
- N **DMC 727** Very Light Topaz
- S **DMC 741** Medium Tangerine
- K **DMC 150** Ultra Very Dark Dusty Rose

Preppy hummingbird and hibiscus Needlepoint pattern

Columns 75 to 140, rows 1 to 74. Gray squares: charted already, do not stitch again

This page is the dark part of the chart



Key

- ● **DMC 747** Very Light Sky Blue
- ■ **DMC 605** Very Light Cranberry
- ▲ **DMC 3805** Cyclamen Pink
- ◆ **DMC 823** Dark Navy Blue
- ▼ **DMC BLANC** White
- ★ **DMC 702** Kelly Green
- ❖ **DMC 699** Green
- X **DMC 3804** Dark Cyclamen Pink
- H **DMC 704** Bright Chartreuse
- \+ **DMC 825** Dark Blue
- = **DMC 796** Dark Royal Blue
- A **DMC 826** Medium Blue
- V **DMC 827** Very Light Blue

Preppy hummingbird and hibiscus Needlepoint pattern

Columns 1 to 74, rows 75 to 140. Gray squares: charted already, do not stitch again

This page is the dark part of the chart



Key

- ● **DMC 747** Very Light Sky Blue
- ■ **DMC 605** Very Light Cranberry
- ▲ **DMC 3805** Cyclamen Pink
- ◆ **DMC 823** Dark Navy Blue
- ▼ **DMC BLANC** White
- ★ **DMC 702** Kelly Green
- ❖ **DMC 699** Green
- X **DMC 3804** Dark Cyclamen Pink
- H **DMC 704** Bright Chartreuse
- Z **DMC 3806** Light Cyclamen Pink
- T **DMC 813** Light Blue
- N **DMC 727** Very Light Topaz
- K **DMC 150** Ultra Very Dark Dusty Rose

Preppy hummingbird and hibiscus Needlepoint pattern

Columns 75 to 140, rows 75 to 140. Gray squares: charted already, do not stitch again

This page is the dark part of the chart



Key

- ● **DMC 747** Very Light Sky Blue
- ■ **DMC 605** Very Light Cranberry
- ▲ **DMC 3805** Cyclamen Pink
- ◆ **DMC 823** Dark Navy Blue
- ▼ **DMC BLANC** White
- ★ **DMC 702** Kelly Green
- ❖ **DMC 699** Green
- H **DMC 704** Bright Chartreuse
- \+ **DMC 825** Dark Blue
- = **DMC 796** Dark Royal Blue
- V **DMC 827** Very Light Blue
- T **DMC 813** Light Blue