Preppy huntsman over a hedge

Needlepoint pattern | 90 x 90 stitches | 5 x 5 in (12.7 x 12.7 cm) on 18 mesh | 18 colors



How to stitch it



1. Each square is one tent stitch, up at 1, down at 2. Lines in continental, right to left, the canvas upside down for the next row; wide areas in basketweave.
2. Cut 18 in of thread. Start and end it without a knot left behind.
3. Mark the middle of the canvas. It is the outlined square on page 2, column 45, row 45 (DMC 301): start there. Count threads, not holes.
4. Go on from it: picture first, background last. Gray squares are on two pages: stitch them once.
5. Last, two more rows all round in DMC 3865: the opening's edge hides them.

First time? How to needlepoint: flossfield.com/needlepoint/guides/how-to-start/
How to read a chart: flossfield.com/needlepoint/guides/how-to-read-a-chart/

What you need

Canvas: blank mono canvas, 18 mesh (18 threads to the inch), cut 9.5 in square (24.1 cm).

Needle: blunt tapestry, size 22. Also masking tape for the cut edges, and small scissors.

Thread: six-strand floss, 18 colors, about 21 skeins in all (an estimate). Stitch with 4 strands (5 or 6 if canvas shows).

Fit it into a lid: the box or tray, acid-free board and backing. Measure the opening first.
How to fit it into a lid.

Thread list, DMC

			stitches	skeins
●	**3761**	Light Sky Blue	1,528	2
■	**747**	Very Light Sky Blue	1,313	2
▲	**3865**	Winter White	1,161	2
◆	**301**	Medium Mahogany	719	1
▼	**911**	Medium Emerald Green	520	1
★	**300**	Very Dark Mahogany	488	1
❖	**3818**	Ultra Very Dark Emerald Green	438	1
X	**823**	Dark Navy Blue	421	1
H	**703**	Chartreuse	258	1
+	**312**	Very Dark Baby Blue	236	1
=	**3776**	Light Mahogany	209	1
Z	**744**	Pale Yellow	166	1
A	**310**	Black	164	1
V	**666**	Bright Red	162	1
T	**898**	Very Dark Coffee Brown	152	1
N	**815**	Medium Garnet	100	1
S	**402**	Very Light Mahogany	44	1
K	**632**	Ultra Very Dark Desert Sand	21	1

Skeins are estimates, with the two extra rows: the thread a stitch takes on the front and back of 18 mesh canvas, plus 30 percent, rounded up for each color.

Thread colors are approximate screen matches to DMC numbers. Check against real thread before you buy.

For your own stitching, gifts and handmade pieces you sell. Do not resell or share this PDF or copies of it.

Preppy huntsman over a hedge

Needlepoint pattern

Columns 1 to 49, rows 1 to 90. Start at the red outline

This page is the dark part of the chart



Key

- ● **DMC 3761** Light Sky Blue
- ■ **DMC 747** Very Light Sky Blue
- ▲ **DMC 3865** Winter White
- ◆ **DMC 301** Medium Mahogany
- ▼ **DMC 911** Medium Emerald Green
- ★ **DMC 300** Very Dark Mahogany
- ❖ **DMC 3818** Ultra Very Dark Emerald Green
- X **DMC 823** Dark Navy Blue
- H **DMC 703** Chartreuse
- \+ **DMC 312** Very Dark Baby Blue
- = **DMC 3776** Light Mahogany
- Z **DMC 744** Pale Yellow
- A **DMC 310** Black
- V **DMC 666** Bright Red
- T **DMC 898** Very Dark Coffee Brown
- N **DMC 815** Medium Garnet
- S **DMC 402** Very Light Mahogany

Preppy huntsman over a hedge

Needlepoint pattern

Columns 50 to 90, rows 1 to 90. Gray squares: charted already, do not stitch again

This page is the dark part of the chart

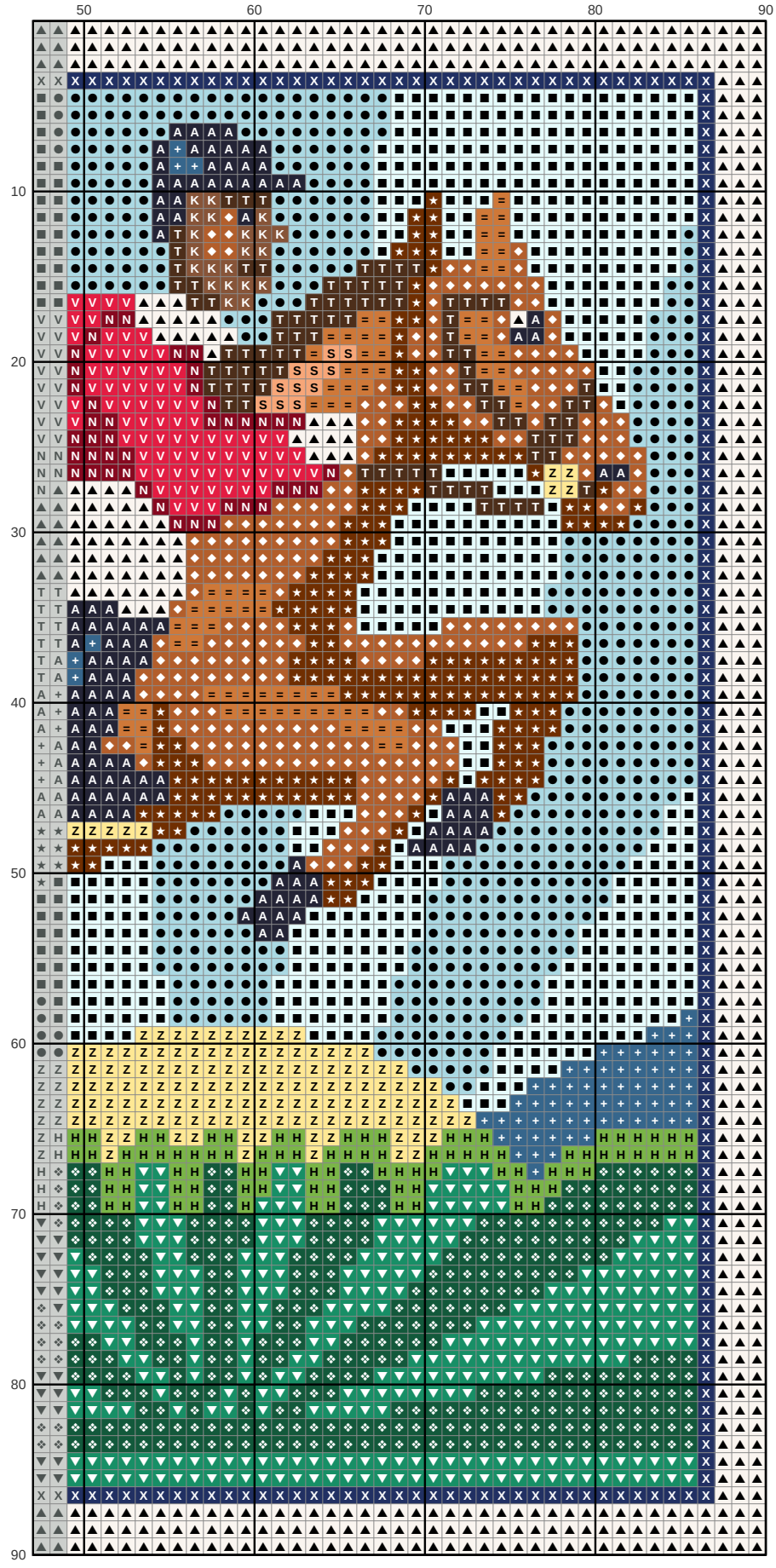

Key

- ● **DMC 3761** Light Sky Blue
- ■ **DMC 747** Very Light Sky Blue
- ▲ **DMC 3865** Winter White
- ◆ **DMC 301** Medium Mahogany
- ▼ **DMC 911** Medium Emerald Green
- ★ **DMC 300** Very Dark Mahogany
- ❖ **DMC 3818** Ultra Very Dark Emerald Green
- X **DMC 823** Dark Navy Blue
- H **DMC 703** Chartreuse
- \+ **DMC 312** Very Dark Baby Blue
- = **DMC 3776** Light Mahogany
- Z **DMC 744** Pale Yellow
- A **DMC 310** Black
- V **DMC 666** Bright Red
- T **DMC 898** Very Dark Coffee Brown
- N **DMC 815** Medium Garnet
- S **DMC 402** Very Light Mahogany
- K **DMC 632** Ultra Very Dark Desert Sand