Preppy sports jersey, rugby stripes

Needlepoint pattern | 90 x 126 stitches | 5 x 7 in (12.7 x 17.8 cm) on 18 mesh | 20 colors



How to stitch it



1. Each square is one tent stitch, up at 1, down at 2. Lines in continental, right to left, the canvas upside down for the next row; wide areas in basketweave.
2. Cut 18 in of thread. Start and end it without a knot left behind.
3. Mark the middle of the canvas. It is the outlined square on page 2, column 45, row 63 (DMC 600): start there. Count threads, not holes.
4. Go on from it: picture first, background last. Gray squares are on two pages: stitch them once.
5. When it is done, block it square.

First time? How to needlepoint: flossfield.com/needlepoint/guides/how-to-start/
How to read a chart: flossfield.com/needlepoint/guides/how-to-read-a-chart/

What you need

Canvas: blank mono canvas, 18 mesh (18 threads to the inch), cut 9 in wide x 11 in high (22.9 x 27.9 cm).

Needle: blunt tapestry, size 22. Also masking tape for the cut edges, and small scissors.

Thread: six-strand floss, 20 colors, about 24 skeins in all (an estimate). Stitch with 4 strands (5 or 6 if canvas shows).

Frame it: acid-free board and a frame.
How to frame needlepoint.

Thread list, DMC

			stitches	skeins
●	519	Sky Blue	2,790	3
■	3865	Winter White	2,285	2
▲	336	Navy Blue	1,717	2
◆	702	Kelly Green	666	1
▼	703	Chartreuse	501	1
★	602	Medium Cranberry	473	1
❖	700	Bright Green	459	1
X	310	Black	422	1
H	699	Green	332	1
+	604	Light Cranberry	286	1
=	159	Light Gray Blue	230	1
Z	433	Medium Brown	230	1
A	413	Dark Pewter Gray	208	1
V	775	Very Light Baby Blue	202	1
T	437	Light Tan	192	1
N	600	Very Dark Cranberry	81	1
S	434	Light Brown	79	1
K	435	Very Light Brown	76	1
E	898	Very Dark Coffee Brown	61	1
C	738	Very Light Tan	50	1

Skeins are estimates: the thread a stitch takes on the front and back of 18 mesh canvas, plus 30 percent, rounded up for each color.
Thread colors are approximate screen matches to DMC numbers. Check against real thread before you buy.
For your own stitching, gifts and handmade pieces you sell. Do not resell or share this PDF or copies of it.

Preppy sports jersey, rugby stripes

Needlepoint pattern

Columns 1 to 90, rows 1 to 67. Start at the red outline

This page is the dark part of the chart



Key

- DMC 519 Sky Blue
- DMC 3865 Winter White
- DMC 336 Navy Blue
- DMC 602 Medium Cranberry
- DMC 700 Bright Green
- DMC 310 Black
- DMC 699 Green
- DMC 604 Light Cranberry
- DMC 159 Light Gray Blue
- DMC 433 Medium Brown
- DMC 413 Dark Pewter Gray
- DMC 775 Very Light Baby Blue
- DMC 600 Very Dark Cranberry
- DMC 434 Light Brown
- DMC 898 Very Dark Coffee Brown

Preppy sports jersey, rugby stripes

Needlepoint pattern

Columns 1 to 90, rows 68 to 126. Gray squares: charted already, do not stitch again

This page is the dark part of the chart



Key

- DMC 519 Sky Blue
- DMC 3865 Winter White
- DMC 336 Navy Blue
- DMC 702 Kelly Green
- DMC 703 Chartreuse
- DMC 602 Medium Cranberry
- DMC 700 Bright Green
- DMC 310 Black
- DMC 699 Green
- DMC 604 Light Cranberry
- DMC 159 Light Gray Blue
- DMC 433 Medium Brown
- DMC 437 Light Tan
- DMC 434 Light Brown
- DMC 435 Very Light Brown
- DMC 898 Very Dark Coffee Brown
- DMC 738 Very Light Tan