Preppy kangaroo and joey

Needlepoint pattern | 72 x 72 stitches | 4 x 4 in (10.2 x 10.2 cm) on 18 mesh | 15 colors



How to stitch it



1. Each square is one tent stitch, up at 1, down at 2. Lines in continental, right to left, the canvas upside down for the next row; wide areas in basketweave.
2. Cut 18 in of thread. Start and end it without a knot left behind.
3. Mark the middle of the canvas. It is the outlined square, column 36, row 36 (DMC 700): start there. Count threads, not holes.
4. Go on from it: picture first, background last. End the thread before crossing another color.
5. Last, two more rows all round in DMC 700: the board's edge hides them.

First time? How to needlepoint: flossfield.com/needlepoint/guides/how-to-start/
How to read a chart: flossfield.com/needlepoint/guides/how-to-read-a-chart/

What you need

Canvas: blank mono canvas, 18 mesh (18 threads to the inch), cut 8.5 in square (21.6 cm).

Needle: blunt tapestry, size 22. Also masking tape for the cut edges, and small scissors.

Thread: six-strand floss, 15 colors, about 16 skeins in all (an estimate). Stitch with 4 strands (5 or 6 if canvas shows).

Make it an ornament: board, thin batting, backing fabric and twisted cord.
How to finish an ornament.

Thread list, DMC

			stitches	skeins
●	**963**	Ultra Very Light Dusty Rose	1,190	1
□	**700**	Bright Green	957	2
▲	**819**	Light Baby Pink	655	1
◆	**605**	Very Light Cranberry	573	1
▼	**436**	Tan	531	1
★	**898**	Very Dark Coffee Brown	471	1
❖	**738**	Very Light Tan	302	1
X	**434**	Light Brown	219	1
H	**739**	Ultra Very Light Tan	74	1
+	**702**	Kelly Green	68	1
=	**3716**	Very Light Rose	64	1
Z	**823**	Dark Navy Blue	41	1
A	**703**	Chartreuse	29	1
V	**798**	Dark Delft Blue	8	1
T	**BLANC**	White	2	1

Skeins are estimates, with the two extra rows: the thread a stitch takes on the front and back of 18 mesh canvas, plus 30 percent, rounded up for each color.

Thread colors are approximate screen matches to DMC numbers. Check against real thread before you buy.

For your own stitching, gifts and handmade pieces you sell. Do not resell or share this PDF or copies of it.

Preppy kangaroo and joey

Needlepoint pattern

Chart: 72 x 72 stitches. Start at the red outline



Key

- ● **DMC 963** Ultra Very Light Dusty Rose
- □ **DMC 700** Bright Green
- ▲ **DMC 819** Light Baby Pink
- ◆ **DMC 605** Very Light Cranberry
- ▼ **DMC 436** Tan
- ★ **DMC 898** Very Dark Coffee Brown
- ❖ **DMC 738** Very Light Tan
- X **DMC 434** Light Brown
- H **DMC 739** Ultra Very Light Tan
- \+ **DMC 702** Kelly Green
- = **DMC 3716** Very Light Rose
- Z **DMC 823** Dark Navy Blue
- A **DMC 703** Chartreuse
- V **DMC 798** Dark Delft Blue
- T **DMC BLANC** White