Preppy koi

Needlepoint pattern | 90 x 126 stitches | 5 x 7 in (12.7 x 17.8 cm) on 18 mesh | 13 colors



How to stitch it



1. Each square is one tent stitch, up at 1, down at 2. Lines in continental, right to left, the canvas upside down for the next row; wide areas in basketweave.
2. Cut 18 in of thread. Start and end it without a knot left behind.
3. Mark the middle of the canvas. It is the outlined square on page 2, column 45, row 63 (DMC 353): start there. Count threads, not holes.
4. Go on from it: picture first, background last. Gray squares are on two pages: stitch them once.
5. When it is done, block it square.

First time? How to needlepoint: flossfield.com/needlepoint/guides/how-to-start/
How to read a chart: flossfield.com/needlepoint/guides/how-to-read-a-chart/

What you need

Canvas: blank mono canvas, 18 mesh (18 threads to the inch), cut 9 in wide x 11 in high (22.9 x 27.9 cm).

Needle: blunt tapestry, size 22. Also masking tape for the cut edges, and small scissors.

Thread: six-strand floss, 13 colors, about 18 skeins in all (an estimate). Stitch with 4 strands (5 or 6 if canvas shows).

Frame it: acid-free board and a frame.
How to frame needlepoint.

Thread list, DMC

			stitches	skeins
●	**823**	Dark Navy Blue	2,590	3
■	**964**	Light Seagreen	2,585	3
▲	**BLANC**	White	1,852	2
◆	**727**	Very Light Topaz	1,075	1
▼	**351**	Coral	606	1
★	**353**	Peach	584	1
❖	**726**	Light Topaz	416	1
X	**350**	Medium Coral	337	1
H	**3761**	Light Sky Blue	336	1
+	**349**	Dark Coral	319	1
=	**352**	Light Coral	256	1
Z	**3844**	Dark Bright Turquoise	204	1
A	**3846**	Light Bright Turquoise	180	1

Skeins are estimates: the thread a stitch takes on the front and back of 18 mesh canvas, plus 30 percent, rounded up for each color.
Thread colors are approximate screen matches to DMC numbers. Check against real thread before you buy.
For your own stitching, gifts and handmade pieces you sell. Do not resell or share this PDF or copies of it.

Preppy koi

Needlepoint pattern

Columns 1 to 90, rows 1 to 67. Start at the red outline

This page is the dark part of the chart

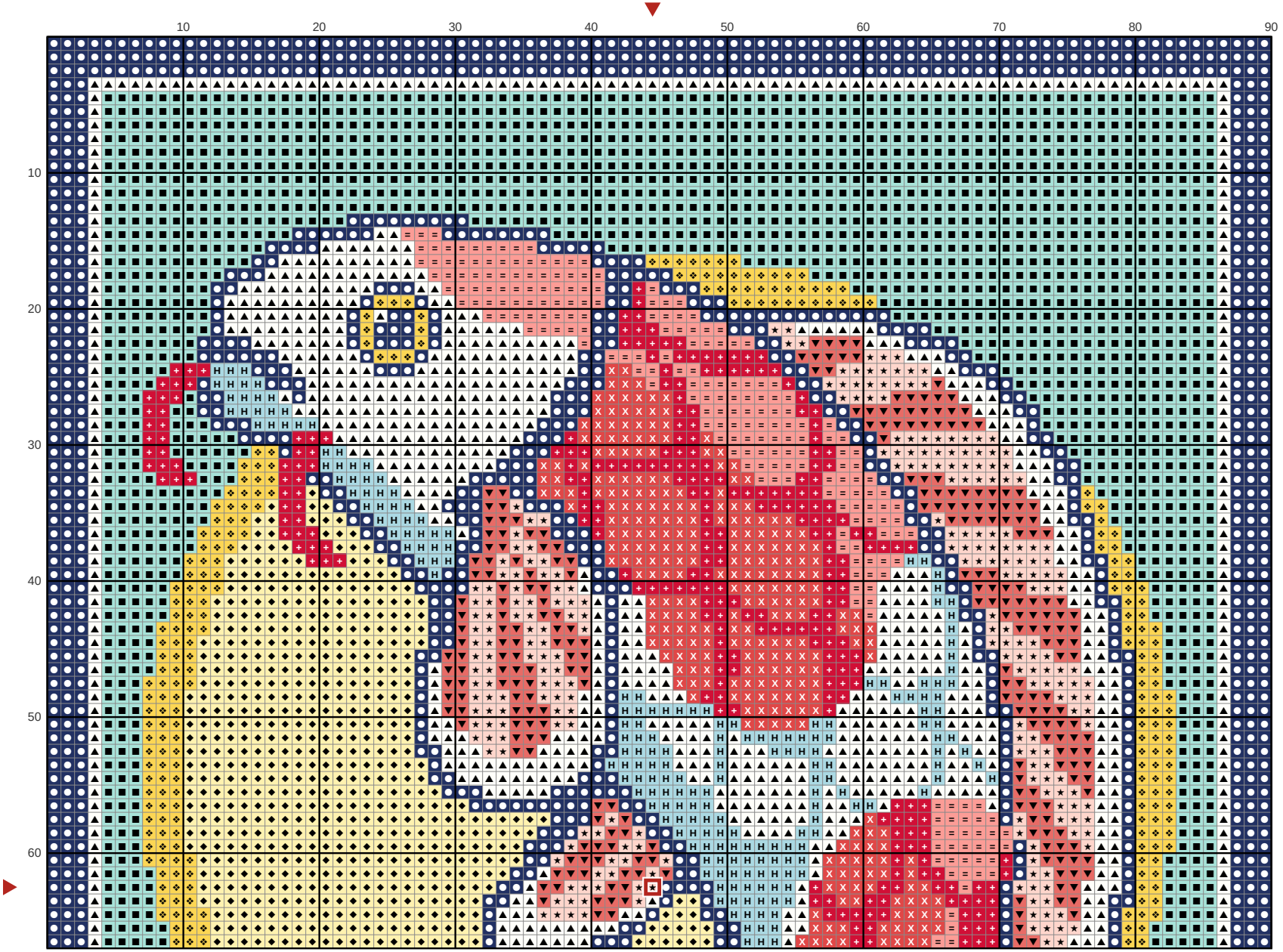

Key

- DMC 823 Dark Navy Blue
- DMC 964 Light Seagreen
- DMC BLANC White
- DMC 727 Very Light Topaz
- DMC 351 Coral
- DMC 353 Peach
- DMC 726 Light Topaz
- DMC 350 Medium Coral
- DMC 3761 Light Sky Blue
- DMC 349 Dark Coral
- DMC 352 Light Coral

Preppy koi

Needlepoint pattern

Columns 1 to 90, rows 68 to 126. Gray squares: charted already, do not stitch again

This page is the dark part of the chart



Key

- **DMC 823** Dark Navy Blue
- **DMC 964** Light Seagreen
- **DMC BLANC** White
- **DMC 727** Very Light Topaz
- **DMC 351** Coral
- **DMC 353** Peach
- **DMC 726** Light Topaz
- **DMC 350** Medium Coral
- **DMC 3761** Light Sky Blue
- **DMC 349** Dark Coral
- **DMC 352** Light Coral
- **DMC 3844** Dark Bright Turquoise
- **DMC 3846** Light Bright Turquoise