Preppy lavender in a striped planter

Needlepoint pattern | 90 x 126 stitches | 5 x 7 in (12.7 x 17.8 cm) on 18 mesh | 18 colors



How to stitch it



1. Each square is one tent stitch, up at 1, down at 2. Lines in continental, right to left, the canvas upside down for the next row; wide areas in basketweave.
2. Cut 18 in of thread. Start and end it without a knot left behind.
3. Mark the middle of the canvas. It is the outlined square on page 2, column 45, row 63 (DMC 702): start there. Count threads, not holes.
4. Go on from it: picture first, background last. Gray squares are on two pages: stitch them once.
5. When it is done, block it square.

First time? How to needlepoint: flossfield.com/needlepoint/guides/how-to-start/
How to read a chart: flossfield.com/needlepoint/guides/how-to-read-a-chart/

What you need

Canvas: blank mono canvas, 18 mesh (18 threads to the inch), cut 9 in wide x 11 in high (22.9 x 27.9 cm).

Needle: blunt tapestry, size 22. Also masking tape for the cut edges, and small scissors.

Thread: six-strand floss, 18 colors, about 21 skeins in all (an estimate). Stitch with 4 strands (5 or 6 if canvas shows).

Frame it: acid-free board and a frame.
How to frame needlepoint.

Thread list, DMC

			stitches	skeins
●	3078	Very Light Golden Yellow	2,210	2
■	445	Light Lemon	2,006	2
▲	699	Green	1,590	2
◆	605	Very Light Cranberry	1,224	1
▼	BLANC	White	924	1
★	602	Medium Cranberry	816	1
❖	603	Cranberry	500	1
X	33	Fuchsia	344	1
H	211	Light Lavender	305	1
+	702	Kelly Green	296	1
=	895	Very Dark Hunter Green	247	1
Z	704	Bright Chartreuse	227	1
A	32	Dark Blueberry	204	1
V	3841	Pale Baby Blue	180	1
T	701	Light Green	129	1
N	601	Dark Cranberry	62	1
S	823	Dark Navy Blue	52	1
K	741	Medium Tangerine	24	1

Skeins are estimates: the thread a stitch takes on the front and back of 18 mesh canvas, plus 30 percent, rounded up for each color.
Thread colors are approximate screen matches to DMC numbers. Check against real thread before you buy.
For your own stitching, gifts and handmade pieces you sell. Do not resell or share this PDF or copies of it.

Preppy lavender in a striped planter

Needlepoint pattern

Columns 1 to 90, rows 1 to 67. Start at the red outline

This page is the dark part of the chart



Key

- DMC 3078 — Very Light Golden Yellow
- DMC 445 — Light Lemon
- DMC 699 — Green
- DMC 605 — Very Light Cranberry
- DMC BLANC — White
- DMC 602 — Medium Cranberry
- DMC 33 — Fuchsia
- DMC 211 — Light Lavender
- DMC 702 — Kelly Green
- DMC 704 — Bright Chartreuse
- DMC 32 — Dark Blueberry
- DMC 3841 — Pale Baby Blue
- DMC 823 — Dark Navy Blue
- DMC 741 — Medium Tangerine

Preppy lavender in a striped planter

Needlepoint pattern

Columns 1 to 90, rows 68 to 126. Gray squares: charted already, do not stitch again

This page is the dark part of the chart



Key

- ● **DMC 3078** Very Light Golden Yellow
- ■ **DMC 445** Light Lemon
- ▲ **DMC 699** Green
- ◆ **DMC 605** Very Light Cranberry
- ▼ **DMC BLANC** White
- ★ **DMC 602** Medium Cranberry
- ❖ **DMC 603** Cranberry
- \+ **DMC 702** Kelly Green
- = **DMC 895** Very Dark Hunter Green
- Z **DMC 704** Bright Chartreuse
- V **DMC 3841** Pale Baby Blue
- T **DMC 701** Light Green
- N **DMC 601** Dark Cranberry