Lemon teapot with a lemon lid

Needlepoint pattern | 90 x 90 stitches | 5 x 5 in (12.7 x 12.7 cm) on 18 mesh | 15 colors



How to stitch it



1. Each square is one tent stitch, up at 1, down at 2. Lines in continental, right to left, the canvas upside down for the next row; wide areas in basketweave.
2. Cut 18 in of thread. Start and end it without a knot left behind.
3. Mark the middle of the canvas. It is the outlined square on page 2, column 45, row 45 (DMC 602): start there. Count threads, not holes.
4. Go on from it: picture first, background last. Gray squares are on two pages: stitch them once.
5. Last, two more rows all round in DMC 823: the opening's edge hides them.

First time? How to needlepoint: flossfield.com/needlepoint/guides/how-to-start/
How to read a chart: flossfield.com/needlepoint/guides/how-to-read-a-chart/

What you need

Canvas: blank mono canvas, 18 mesh (18 threads to the inch), cut 9.5 in square (24.1 cm).

Needle: blunt tapestry, size 22. Also masking tape for the cut edges, and small scissors.

Thread: six-strand floss, 15 colors, about 17 skeins in all (an estimate). Stitch with 4 strands (5 or 6 if canvas shows).

Fit it into a lid: the box or tray, acid-free board and backing. Measure the opening first.
How to fit it into a lid.

Thread list, DMC

			stitches	skeins
●	**823**	Dark Navy Blue	2,628	3
■	**BLANC**	White	1,164	1
▲	**604**	Light Cranberry	999	1
◆	**3806**	Light Cyclamen Pink	901	1
▼	**973**	Bright Canary	806	1
★	**966**	Medium Baby Green	411	1
❖	**701**	Light Green	407	1
X	**3747**	Very Light Blue Violet	211	1
H	**341**	Light Blue Violet	202	1
+	**445**	Light Lemon	94	1
=	**699**	Green	73	1
Z	**741**	Medium Tangerine	63	1
A	**602**	Medium Cranberry	62	1
V	**725**	Medium Light Topaz	52	1
T	**703**	Chartreuse	27	1

Skeins are estimates, with the two extra rows: the thread a stitch takes on the front and back of 18 mesh canvas, plus 30 percent, rounded up for each color.

Thread colors are approximate screen matches to DMC numbers. Check against real thread before you buy.

For your own stitching, gifts and handmade pieces you sell. Do not resell or share this PDF or copies of it.

Lemon teapot with a lemon lid

Needlepoint pattern

Columns 1 to 49, rows 1 to 90. Start at the red outline

This page is the dark part of the chart



Key

- **DMC 823** Dark Navy Blue
- **DMC BLANC** White
- **DMC 604** Light Cranberry
- **DMC 3806** Light Cyclamen Pink
- **DMC 973** Bright Canary
- **DMC 966** Medium Baby Green
- **DMC 701** Light Green
- **DMC 3747** Very Light Blue Violet
- **DMC 341** Light Blue Violet
- **DMC 445** Light Lemon
- **DMC 699** Green
- **DMC 741** Medium Tangerine
- **DMC 602** Medium Cranberry
- **DMC 725** Medium Light Topaz
- **DMC 703** Chartreuse

Lemon teapot with a lemon lid

Needlepoint pattern

Columns 50 to 90, rows 1 to 90. Gray squares: charted already, do not stitch again

This page is the dark part of the chart



Key

- **DMC 823** Dark Navy Blue
- **DMC BLANC** White
- **DMC 604** Light Cranberry
- **DMC 3806** Light Cyclamen Pink
- **DMC 973** Bright Canary
- **DMC 966** Medium Baby Green
- **DMC 701** Light Green
- **DMC 3747** Very Light Blue Violet
- **DMC 341** Light Blue Violet
- **DMC 445** Light Lemon
- **DMC 699** Green
- **DMC 741** Medium Tangerine
- **DMC 602** Medium Cranberry
- **DMC 725** Medium Light Topaz
- **DMC 703** Chartreuse