Leopard print loafer vamps

Needlepoint pattern | 248 x 134 stitches | all pieces 13.8 x 7.4 in (35 x 18.9 cm) on 18 mesh | 11 colors



Thread key

			stitches	yards	skeins of floss
●	**DMC 938**	Ultra Dark Coffee Brown	7,268	50	6
■	**DMC 3827**	Pale Golden Brown	4,320	30	4
▲	**DMC 3855**	Light Autumn Gold	2,736	19	3
◆	**DMC 977**	Light Golden Brown	1,896	13	2
▼	**DMC 3826**	Golden Brown	1,688	12	2
★	**DMC 321**	Red	1,660	12	2
❖	**DMC 498**	Dark Red	1,076	8	1
X	**DMC 814**	Dark Garnet	968	7	1
O	**DMC 975**	Dark Golden Brown	604	5	1
+	**DMC 3801**	Very Dark Melon	396	3	1
=	**DMC 783**	Medium Topaz	128	1	1

One chart square is one tent stitch over one canvas intersection.

Cut the canvas at least 17.8 x 11.4 in (45.2 x 29.1 cm) for 18 mesh: the design and 2 in (5.1 cm) of margin on every side.

22,740 stitches in all, in 2 pieces: the left 120 x 134, the right 120 x 134. Leave bare canvas between the pieces, as charted, and start each from its own center.

The chart is printed in 6 parts of equal size, one under the other, on 5 pages. Where the parts join, gray squares repeat two rows or columns.

Thread: six-strand floss, 4 to 6 strands in the needle on 18 mesh (counted at 6), about 24 skeins of 8.7 yd in all. Or pearl cotton size 5, 1 strand, about 13 skeins of 27.3 yd; or Persian wool, 1 strand, about 14 skeins of 8 yd. Wool is numbered differently: match it by eye. Needle: tapestry, size 22.

Yards and skeins are estimates: the thread a stitch takes on the front and back of 18 mesh canvas, plus 30 percent, rounded up for each color (about 160 yards in all, as the thread lies in the needle).

Thread colors are approximate screen matches to DMC numbers. Check against real thread before you buy.

When it is stitched: also have a finisher, or the fabric and cord to make it up yourself. Ask before you stitch the edge: some finishes take extra rows. "Ways to finish needlepoint" is a guide linked from this pattern's page.

For your own stitching, gifts and handmade pieces you sell. Do not resell or share this PDF or copies of it.

Leopard print loafer vamps Needlepoint pattern

Chart 1 of 6: columns 2 to 63, rows 2 to 103

This page is the dark part of the chart



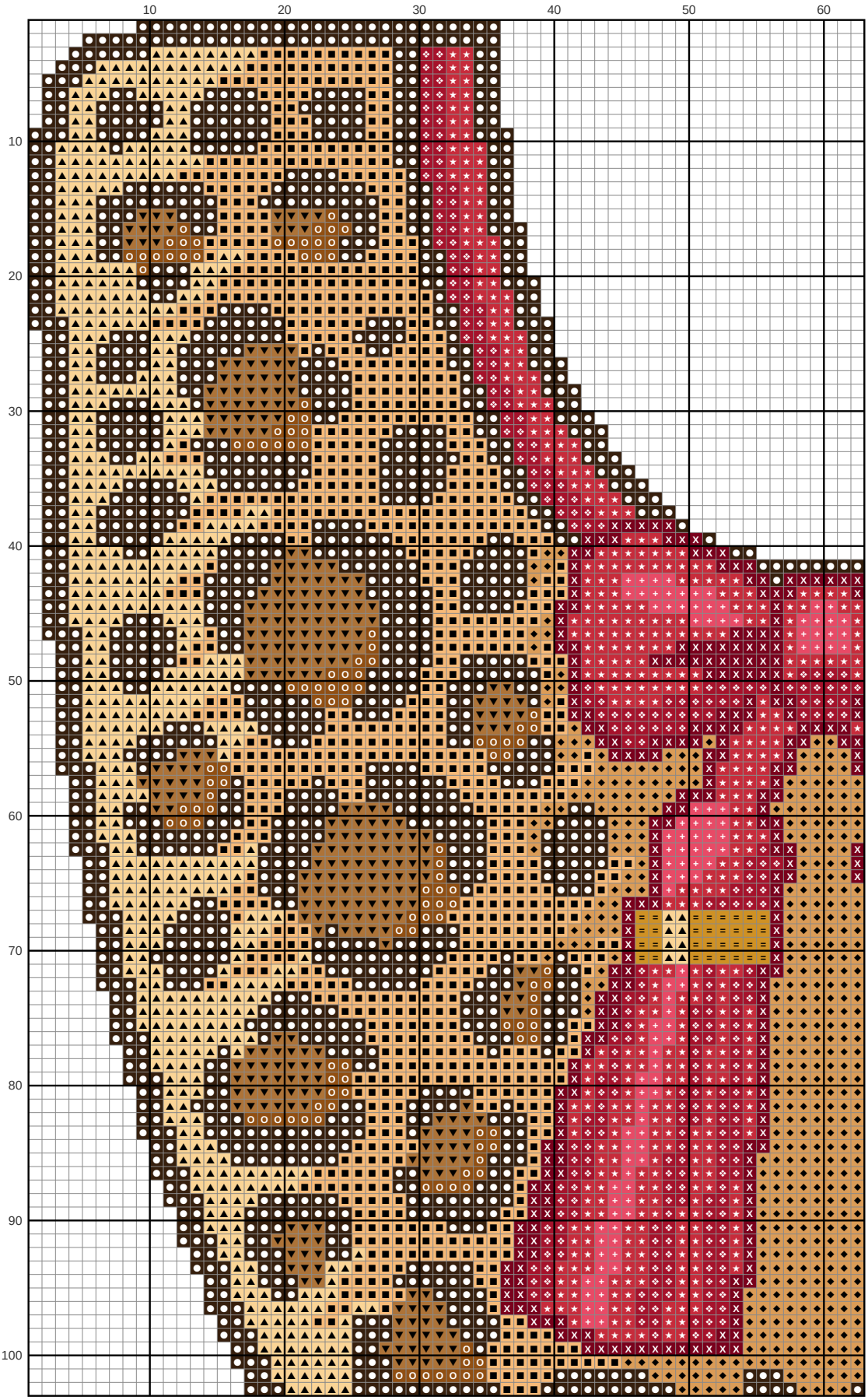

Key

- DMC 938
- DMC 3827
- DMC 3855
- DMC 977
- DMC 3826
- DMC 321 Red
- DMC 498 Dark Red
- DMC 814 Dark Garnet
- DMC 975
- DMC 3801
- DMC 783

Leopard print loafer vamps

Needlepoint pattern

This page is the dark part of the chart



Chart 2 of 6: columns 64 to 125, rows 2 to 103; gray squares repeat columns 62 and 63



Key

- DMC 938
- DMC 3827
- DMC 3855
- DMC 977
- DMC 3826
- DMC 321 Red
- DMC 498 Dark Red
- DMC 814
- DMC 975
- DMC 3801
- DMC 783

Leopard print loafer vamps Needlepoint pattern

This page is the dark part of the chart



Chart 3 of 6: columns 126 to 186, rows 2 to 103; gray squares repeat columns 124 and 125

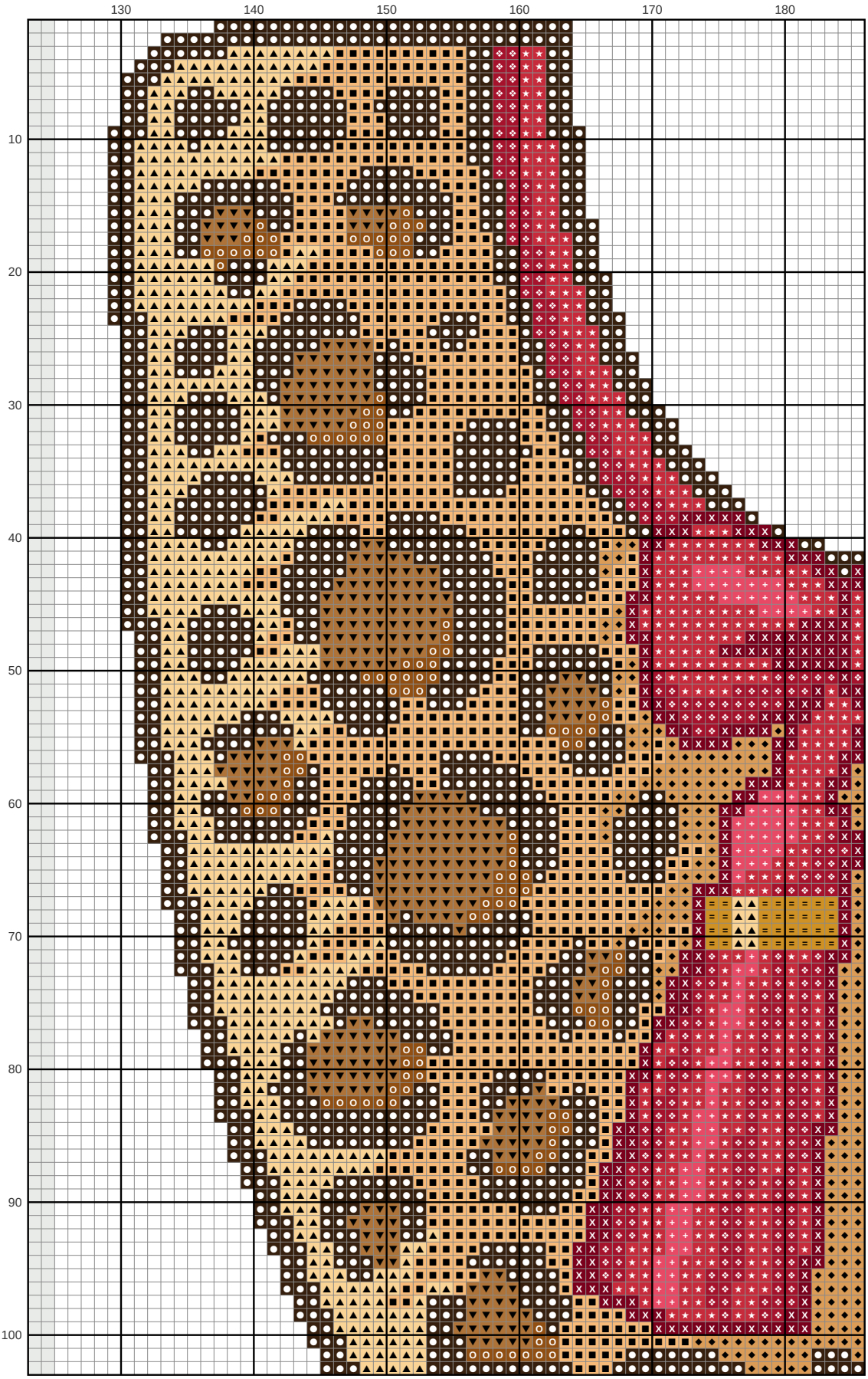

Key

- DMC 938
- DMC 3827
- DMC 3855
- DMC 977
- DMC 3826
- DMC 321 Red
- DMC 498 Dark Red
- DMC 814
- DMC 975
- DMC 3801
- DMC 783

Leopard print loafer vamps

Needlepoint pattern

This page is the dark part of the chart



Chart 4 of 6: columns 187 to 247, rows 2 to 103; gray squares repeat columns 185 and 186

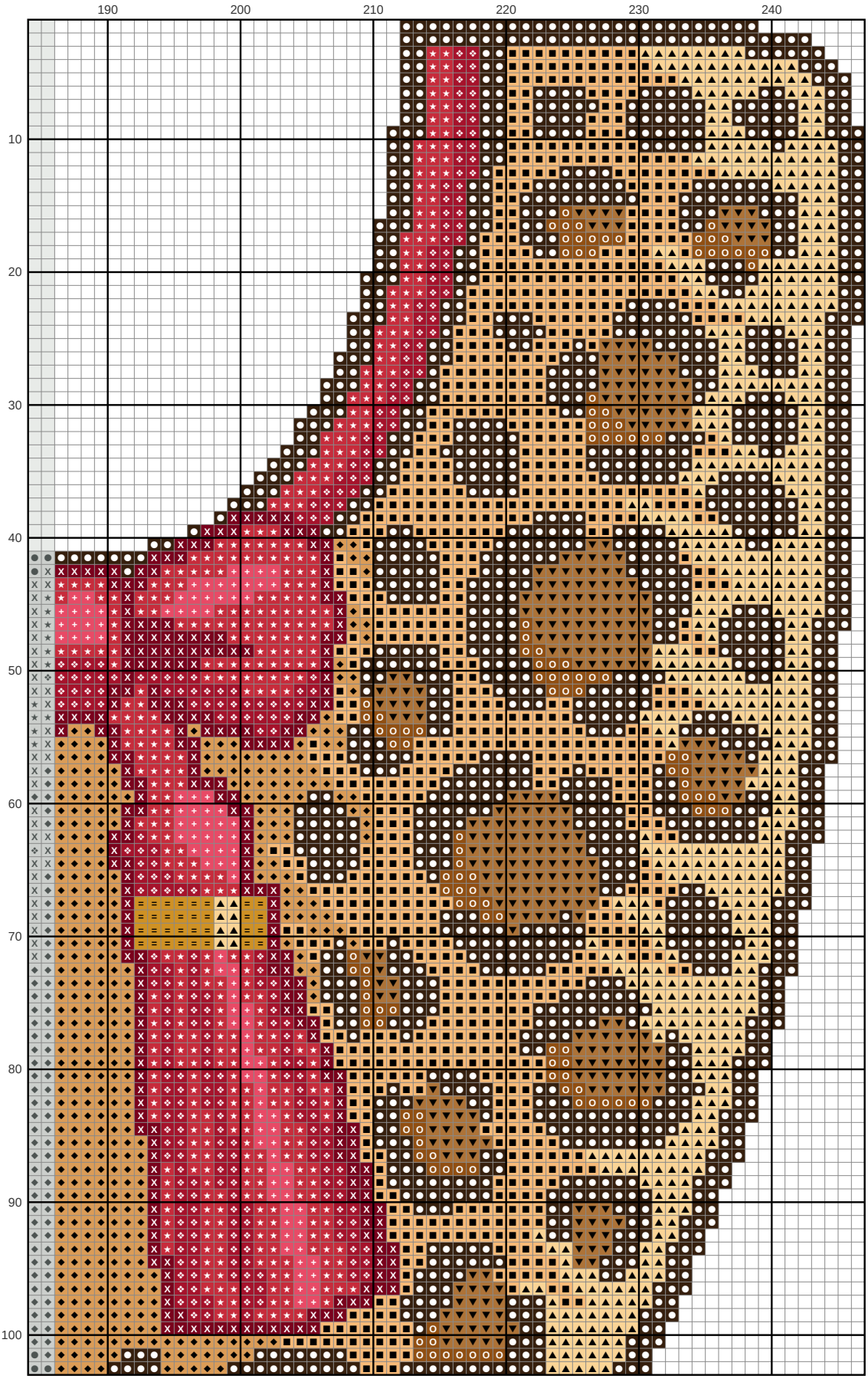

Key

- DMC 938
- DMC 3827
- DMC 3855
- DMC 977
- DMC 3826
- DMC 321 Red
- DMC 498 Dark Red
- DMC 814
- DMC 975
- DMC 3801
- DMC 783

Leopard print loafer vamps Needlepoint pattern

This page is the dark part of the chart



Chart 5 of 6: columns 19 to 124, rows 104 to 132; gray squares repeat rows 102 and 103



Chart 6 of 6: columns 125 to 230, rows 104 to 132; gray squares repeat columns 123 and 124 and rows 102 and 103

